

Extra Wide Multi-Function Endura® Tables

From Educational to Occupational, these New Extra Wide Heavy Duty Workstations offer easy mobility and lots and lots of room to hold all your equipment and supplies!

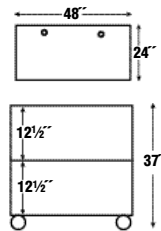
- 48" Wide x 24" Deep shelves.
- Lifetime Warranty. Molded shelves and legs won't stain, scratch, dent or rust.
- 3-outlet, 15' surge suppressing electric assembly, UL and CSA listed.
- Molded cord wrap that attaches around table leg and swings out for easy access.
- All shelves reinforced with two metal bars.
- 4" casters, two with locking brake or adjustable leveler glides.
- Retaining lip around back and sides of shelves.
- Available in putty, black or gray colors.
- Available in two or three shelf models.
- Models ship via UPS.

Shipping & Mailing Station

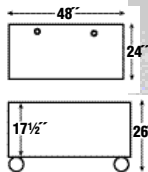


LIFETIME WARRANTY

Shown with optional TLMD2 medium slide out drawers. Order separately. See below.



Childhood Education



LEW26

Shown with optional LEMRO, pull-out keyboard shelves, and TLDB1N bins. Order separately. See right.

LEW26 26" high, two shelf extra wide computer workstation especially designed for early childhood applications, grades K-6. Complete with electric and 4" casters. Shelf clearance 17 1/2". Wt. 60 lbs. \$334

LEW28 28" high, two shelf extra wide computer workstation. Complete with electric and 4" casters. Shelf clearance 19". Wt. 63 lbs. . . \$336

LEW32 32" high, two shelf extra wide computer workstation. Complete with electric and 4" casters. Shelf clearance 23 1/2". Wt. 60 lbs. \$339

LEW32TWR 32" high, two shelf extra wide computer workstation with built-in tower support plates which can position and support your CPU on the right, left or middle of the bottom shelf. Complete with electric and 4" casters. Shelf clearance 23 1/2". Wt. 64 lbs. \$380

LEW35 36" high, three shelf extra wide computer workstation. Complete with electric and 4" casters. Shelf clearance 12 1/2". Wt. 93 lbs. \$442

Options

These new workstations offer many optional features to create a table best suited for your individual needs.

LEMRO Pull-out keyboard shelf for dual purpose. LEW units will accommodate up to, 2 LEMRO keyboards. Order individually. Gray, black or putty color. Wt. 15 lbs.. \$58

LEWKB Pull-out keyboard shelf with pull-out mouse shelf, not to be used for dual, side by side keyboards. See LEMRO. Black color only. Wt. 3 lbs. \$52

TLDB1N Deep storage bin with translucent plastic lid. 16 3/4"W x 12 1/4"D x 13 1/2"H, 11 3/4" deep tubs. Specify color; black, blue, red, green or yellow. Wt. 8 lbs. \$48

TLMD Slide out media storage drawer. 12 1/4"W x 16 3/4"L x 3"D. Specify color; black, blue, red, green or yellow. Wt. 5 lbs. \$40

TLMD2 Slide out media storage drawer. 12 1/4"W x 16 3/4"L x 6"D. Specify color; black, blue, red, green or yellow. Wt. 6 lbs. \$48

P8 Set of pneumatic tires, 2 fixed, 2 swivel with brake. Wt. 29 lbs. \$124

SP8 Set of semi-pneumatic tires, 2 fixed, 2 swivel with brake. Wt. 31 lbs. \$128

Even more uses. . .

Multi-Media

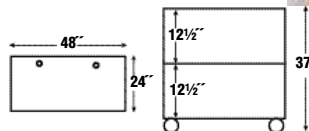


LEW35

Shown with optional SP8, semi-pneumatic tires, TLMD, small slide out drawer, TLMD2, medium slide out drawer and LEWKB, pull-out keyboard shelf. Order separately, see page 2.



LEW-32TWR Shown with CPU support plates in left position.



Presentation

LEW35

Shown with optional P8, pneumatic tires, TLMD, small slide out drawers, TLMD2, medium slide out drawer and LEWKB, pull-out keyboard shelf. Order separately, see page 2.

LIFETIME WARRANTY

CHROME WIRE BASKET

T5 optional chrome wire supply basket attaches easily to back of workstations. . . \$36

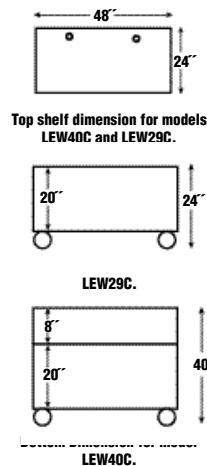


Heavy Duty Workcenter with Cabinet



New


LEW40C



Top shelf dimension for models LEW40C and LEW29C.

LEW29C

LEW40C



LEW29C

LEW29C 29" high, two shelf extra wide mobile work center with steel locking, vented cabinet. Ideal for use with heavy equipment such as laminating machines or large screen monitors. Weight capacity 300 lbs. Specify putty, gray, or black unit with black cabinet only. Pneumatic and semi-pneumatic tires available, see page 2. Wt. 101 lbs. \$605

extra wide mobile work center with steel locking, vented cabinet. Ideal for use with multimedia equipment or heavy equipment, such as large screen monitors. Weight capacity 300 lbs. Specify putty, gray or black unit with black cabinet only. Pneumatic and semi-pneumatic tires available. See page 2. Wt. 140 lbs. . . \$680

Heavy Duty Utility Carts

Choose from either all tub shelf models or models with tub shelves and flat shelves. See key for ordering instructions.

LIFETIME WARRANTY

18" Deep x 24" Wide
2 3/4" deep tubs, 300 lb. capacity.
Metal bar reinforced.

STC221 is shown with optional big wheel Model STBW.



STC11 Two tub shelf utility cart with 4" casters, two with locking brake. 24"W x 18"D x 38 1/2"H. 2 3/4" deep tubs. Shelf clearance 26". Black or gray color. Wt. 23 lbs. \$133

STC111 Three tub shelf utility cart with 4" casters, two with locking brake. 24"W x 18"D x 40 1/2"H. 2 3/4" deep tubs. Shelf clearance 12". Black or gray color. Wt. 30 lbs. \$158


STC211 Top flat shelf and middle and bottom tub shelves utility cart with 4" casters, two with locking brake. 24"W x 18"D x 38"H. 2 3/4" deep tubs. Shelf clearance 12". Black or gray color. Wt. 29 lbs. \$153

STC221 Top and middle flat shelves and bottom tub shelf utility cart with 4" casters, two with locking brake. 24"W x 18"D x 35 1/2"H. 2 3/4" deep tubs. Shelf clearance 12". Black or gray color. Wt. 29 lbs. \$146

Options



LPCSA 3-outlet, 15' electric assembly, UL and CSA listed. Wt. 3 lbs. \$54



STBW 8" big wheel assembly for STC models. . . \$51



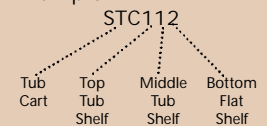
C5 5" casters in lieu of 4" casters add \$25, or as a separate unit. Wt. 8 lbs. . . \$48

Key:

TC = 24"Dx32"W Cart
STC = 18"Dx24"W Cart

- 1 = Tub Shelf
- 2 = Flat Shelf

Example:



Model #	Height	Shelf Clearance	Wt.	List Price	Model #	Height	Shelf Clearance	Wt.	List Price
STC12 TC12	36" 36"	26" 25"	23 lbs. 43 lbs.	\$129 \$236	STC122 TC122	35 1/2" 35 1/2"	12" 11"	27 lbs. 58 lbs.	\$146 \$302
STC21 TC21	36" 36"	26" 25"	23 lbs. 43 lbs.	\$129 \$236	STC212 TC212	35 1/2" 35 1/2"	12" 11"	29 lbs. 58 lbs.	\$146 \$302
TC111	38 1/2"	11"	71 lbs.	\$325	TC221	35 1/2"	11"	65 lbs.	\$302
STC112 TC112	38" 37"	12" 11"	29 lbs. 69 lbs.	\$153 \$313	STC1111 TC1111	46 3/4" 44 1/2"	8 3/4" 8"	39 lbs. 94 lbs.	\$196 \$406
STC121 TC121	38" 37"	12" 11"	29 lbs. 69 lbs.	\$153 \$313	STC2111 TC2111	44 1/2" 43"	8 3/4" 8"	38 lbs. 87 lbs.	\$191 \$394

24" Deep x 32" Wide

2¾" deep tubs, 400 lb. capacity.
Metal bar reinforced.

Choose from either all tub shelf models or models with tub shelves and flat shelves. See key on page 4 for ordering instructions.



- Push handle molded into top shelf.
- Easy and quiet rolling.
- Easy assembly with rubber mallet included.
- Available in black or gray color.
- Carts available with 2, 3 or 4 shelves.
- Lifetime warranty!



TC11 Two tub shelf utility cart with 4" casters, two with locking brake. 32"Wx24"Dx37½"H. 2¾" deep tubs. Shelf clearance 25". Black or gray color. Wt. 44 lbs. \$247



TC211 Top flat shelf and middle and bottom tub shelves utility cart with 4" casters, two with locking brake. 32"Wx24"Dx37"H. 2¾" deep tubs. Shelf clearance 11". Black or gray color. Wt. 64 lbs. \$313



PTC111 Three tub shelf utility cart with 8" pneumatic wheels, two fixed, two swivel with locking brake. 32"Wx24"Dx42½"H. 2¾" deep tubs. Shelf clearance 11". Black or gray color. Wt. 81 lbs. \$590

PTC11 Same as above with two tub shelves. 32"Wx24"Dx39"H. 2¾" deep tubs. Shelf clearance 25". Black or gray color. Wt. 73 lbs. \$532

General Purpose Utility Carts



MTC30DL/N Three shelf general purpose utility cart with tub middle & top shelves, and flat bottom shelf. Includes 6 removable tray dividers which can be arranged in numerous positions for increased flexibility, un-hinged plastic lid, and 4" casters, 2 with locking brake. 24"W x 15¾"D x 33"H Black color. Wt. 31 lbs. \$221



ATC332 Three shelf compact adjustable utility cart constructed of blow-molded plastic with metal frame. 22"W x 15½"D x 32"H. Complete with 3" heavy duty casters, 2 with locking brake. Red color only. Wt. 20 lbs. \$126

ATC232 Same as above, except 2-shelf model. Wt. 17 lbs. \$111

Endura® Computer Workstations


LIFETIME WARRANTY

Including K-6 Endura Computer Workstations!

- Integral safety push handle is molded into top shelf.
- 3-outlet, 15' surge suppressing electric, UL and CSA listed.
- "Cable track" cord management system keeps cords neatly secured and free of entanglements.
- Assembly required.
- 2" furniture casters, 2 with locking brake. 4" standard on some models.
- Lifetime warranty. Molded shelves and legs won't stain, scratch, dent or rust.
- Retaining lip and sure grip safety pads prevent equipment from sliding.



ESE Optional 6-outlet, 15' surge suppressing electric assembly. Wt. 4 lbs. \$51



LEM32

Mold attachment table swing easy.



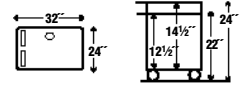
K-6

LEM32DUO

LEM32



LEM32DUO

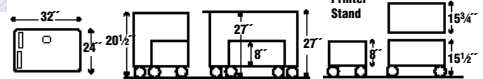


LEM32 Workstation with leg room cut-out. Complete with surge electric and 4" casters, 2 with locking brake. Putty, black or gray color. Assembly required. Wt. 34 lbs. \$317

LEM32DUO Same as above with multi-height capabilities. Assemble to your choice 22" or 24". LSS safety strap included. Ideal for K-6 age group. Putty, black or gray color. Wt. 35 lbs. \$325

LEM32T Same as above with monitor platform. Wt. 42 lbs. \$378

LEM32TS



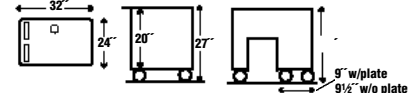
LEM32TS Workstation with monitor platform and printer stand. Monitor platform measures 32"Wx12"D and has 8" shelf clearance. Complete with surge electric and 2" casters. Putty, black or gray color. Wt. 57 lbs. . . . \$499

LEM32S Same as above without monitor platform. Wt. 49 lbs. \$437

LEM32TSDUO Same features as LEM32TS with multi-height capabilities. Assemble to your choice of 22" or 24"H. LSS safety strap included. Ideal for K-6 age group. Wt. 71 lbs. \$506

LEPS3 15 1/2" high, 2 shelf printer stand with 4" casters. Putty, black or gray color. Wt. 15 lbs. \$132

LEM32TWR




LEM32TWR Workstation designed for CPU Tower users. Lower shelf includes 9 1/2"W x 20"D side area with built-in tower support plates for safety. Complete with surge electric and five 2" casters, two with locking brake. Putty, black or gray color. Wt. 44 lbs. \$354

LEM32TWRK Same as above with pull-out keyboard shelf (19 1/2"Wx16"D). Wt. 52 lbs. . . \$406

LEM32TWRTP Same as above with monitor platform. Wt. 52 lbs. \$414


LEM32TWRTRK Same as above with pull-out keyboard shelf (19 1/2"Wx16"D). Wt. 55 lbs. . . \$469




LEM32TS



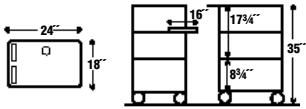
Printer stand stores under workstation and locks in position.




LEM32TWR



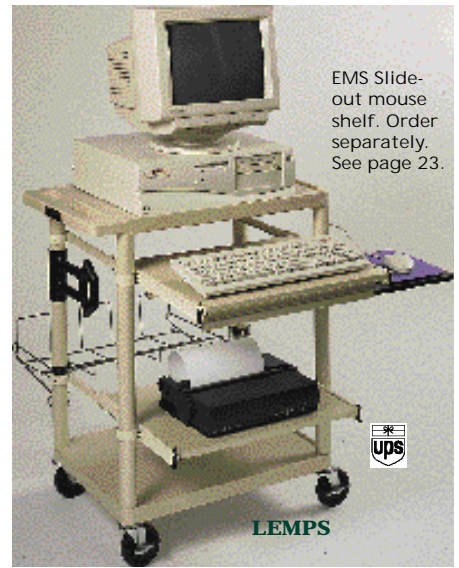
LEM32TWRK



LEMFP Workstation with one adjustable pull-out keyboard shelf (19 1/2" W x 16" D) and fixed printer shelf. Versatile child/adult application. Complete with surge electric and 4" casters, 2 with locking brake. Putty, black or gray color. Wt. 38 lbs. \$343

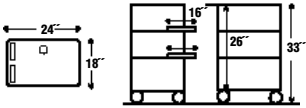


LEMFP



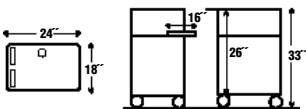
EMS Slide-out mouse shelf. Order separately. See page 23.

LEMPS

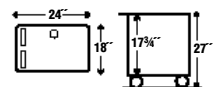


LEMPS Workstation with two adjustable pull-out shelves (19 1/2" W x 16" D). Complete with surge electric and 4" casters, 2 with locking brake. Putty, black or gray color. Wt. 42 lbs. \$388

Shown with optional T9 print-out basket. Order separately. Wt. 6 lbs. \$34



LEMSS Workstation with one adjustable pull-out shelf (19 1/2" W x 16" D). Complete with surge electric and 4" casters, 2 with locking brake. Putty, black or gray color. Wt. 32 lbs. \$290



LEMS Workstation with leg room cut-out. Complete with surge electric and 4" casters, 2 with locking brake. Putty, black or gray color. Wt. 22 lbs. \$212

LEMST Same as LE-MS with monitor platform. Wt. 28 lbs. \$252

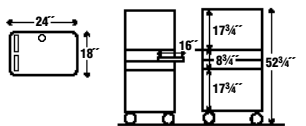
LEMSDUO Same as above with multi-height. Assemble to your choice 22" or 24". Includes LSS safety strap. Ideal for K-6 age group. Wt. 23 lbs. \$218



LEMFP and LEMPS have easy rolling ball-bearing pull-out shelf on tension rails.

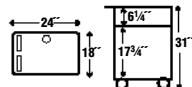


LEMS



LEM58 Stand-up workstation with one adjustable pull-out shelf (19 1/2" W x 16" D). Complete with chrome wire print-out basket, surge electric and 2" casters, 2 with locking brake. Putty, black or gray color. Wt. 47 lbs. \$366

Printer Stands



OEPS32 31" three shelf printer stand with chrome wire print-out basket and 2" casters, two with locking brake. Putty or black color. Wt. 32 lbs. \$212

OEPS26 Same as above with two shelves and 23" high. Wt. 27 lbs. \$173



LEM58



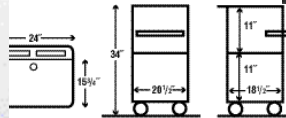
OEPS32



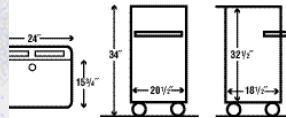
Mobile Computer Workstations

- Integral safety push handle is molded into top shelf.
- 3-outlet, 15' surge suppressing electric, UL and CSA listed.
- "Cable track" cord management system keeps cords neatly secured and free of entanglements.

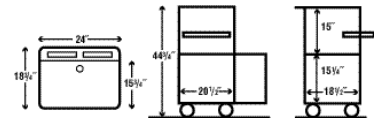
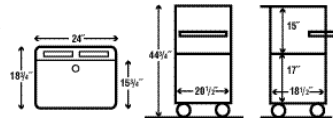
- 4" casters, 2 with locking brake standard.
- Lifetime warranty. Molded shelves and legs won't stain, scratch, dent or rust.
- Retaining lip and sure grip safety pads prevent equipment from sliding.



Dimension for model LT34.



Dimension for model LT342S.



LT342S Versatile sit down laptop/overhead or standard computer workstation. Unit includes an adjustable keyboard shelf, surge electric and 4" casters, 2 with locking brake. Black color only. Wt. 30 lbs. \$214

LT34 Same as above with additional middle shelf for sit-down applications. Black color only. Wt. 48 lbs. \$234

LT45 Versatile laptop or standard computer workstation for stand-up applications. Unit includes an adjustable keyboard shelf, surge-electric and 4" casters, 2 with locking brake. Black color only. Wt. 48 lbs. \$245

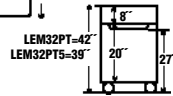
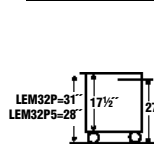
LT45C Same as LT45 with locking steel cabinet. Black/Gray color. Wt. 70 lbs. \$411

Heavy Duty Computer Workstations

See pages 6 through 21 for additional computer workstations.



Heavy duty solid core 5" plate casters available in lieu of pneumatic tires. See models LEM32P5 and LEM32PT5.



LEM32P Heavy duty sit-down mobile workstation with pull-out keyboard shelf. Complete with surge electric and 8" pneumatic tires. Specify putty, black or gray color. Assembly required. Wt. 70 lbs. \$637

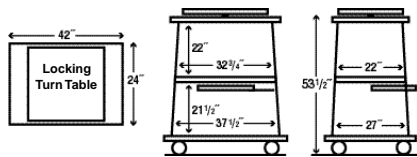
LEM32P5 Same as above except 28"H with solid core 5" plate casters in lieu of pneumatic tires. Wt. 53 lbs. . . . \$579

LEM32PT Heavy duty stand-up workstation with pull-out keyboard shelf and full top shelf. Complete with surge electric and 8" pneumatic tires. Specify putty, black or gray color. Assembly required. Wt. 84 lbs. \$720

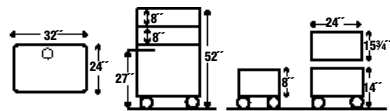
LEM32PT5 Same as above except 39"H with solid core 5" plate casters in lieu of pneumatic tires. Wt. 67 lbs. . . . \$660

Mobile Multi-Media Workstations

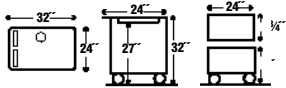
LIFETIME WARRANTY



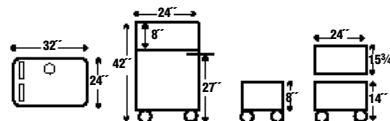
MWC54 Pyramid shape, three shelf, large screen multi-media cart with 5" casters, 2 with locking brake, 3-outlet 15' UL & CSA listed electric assembly, 2" wide 20' long safety strap with easy lock buckle. Cart includes 23 1/2" x 28 1/2" locking turntable with 150 degree swivel for best monitor viewing position, 18 1/2" x 17" accessory shelf which mounts under top shelf, built-in CPU tower support plates, and pull-out mouse shelf. Constructed of 7/8" high-density particleboard with resilient vinyl T-moulding. Assembly required. Wt. 168 lbs.\$520



LE554TO Interactive video cart with overhead stand and pull-out keyboard shelf. Keyboard shelf can be positioned on either the side or front of cart. Complete with surge electric and 2" casters. Black color. Assembly required. Wt. 82 lbs.\$641



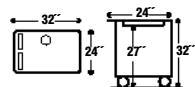
LEM32KO Interactive video cart with leg room cut-out, printer stand and pull-out keyboard shelf. Complete with surge electric and 2" casters. Specify putty, black or gray color. Assembly required. Wt. 56 lbs.\$537




LEM32FT Interactive video cart with full top shelf and pull-out keyboard shelf. Complete with surge electric and 4" casters, two with locking brake. Specify putty, black or gray color. Assembly required. Wt. 54 lbs.\$479



LEM32FTO Same as above with overhead projector stand and 2" casters. Wt. 69 lbs.\$598



LEM32K Interactive video cart with pull-out keyboard shelf. Complete with surge electric and 4" casters, two with locking brake. Specify putty, black or gray color. Assembly required. Wt. 41 lbs.\$418



LEM32DUOK Video or computer cart with multi-height capability has same features as above plus LSS safety strap. Assemble to your choice of 22" or 24" high. Wt. 44 lbs.\$411



Mobile Computer Workstations

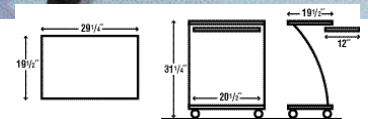
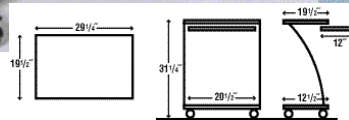
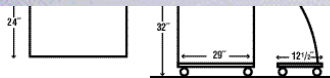



Keyboard shelf on LCT2, LCT6, LCT26 and LCT6B opens up to a supply drawer. Great for keeping disks, pens and other supplies.

New



Shown with CDWR folder. See



LCT26 Extra wide wood and steel computer workstation. Generous work surface to accommodate a variety of hardware and equipment. Complete with pull-out keyboard shelf that opens up to a supply drawer, 2" casters, 2 with locking brake. Keyboard shelf measures 28 1/4" w x 11 3/4" d Oak/Black frame. Wt. 53 lbs. \$169

LCT6 All steel, wood look top computer workstation complete with pull-out keyboard shelf, and 2" casters, 2 with locking brake. Keyboard shelf measures 12" x 28". Teak/Black frame. Wt. 42 lbs. \$157

LCT6B Wood and steel computer workstation with pull-out keyboard shelf, telephone shelf, copy holder, and 2" casters, 2 with locking brake. Keyboard shelf measures 12" x 28". Oak/Gray color. Wt. 51 lbs. \$179



Shown with optional LCTCH and LCTU1PA. Order separately.



LCT2 features CD storage rack and printer stand.

LCT Options

SPEAKER BRACKETS

LCTSB All steel adjustable speaker brackets for LCT2 model only. Gray color. Wt. 3 lbs. \$21

CPU PLATFORM

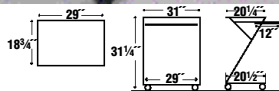
LCPU1A All steel adjustable CPU platform for LCT2 model only. Gray color. Wt. 3 lbs. \$42

COPY HOLDER

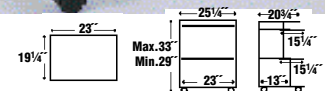
LCTCH Copy holder to hold and secure your documents for LCT2 model only. Gray color. Wt. 4 lbs. \$16

ELECTRIC ASSEMBLY

LCTE 15" surge suppressing electric assembly includes mounting hardware. Wt. 2 lbs. \$51



LCT2 All steel computer workstation complete with pull-out keyboard shelf, built-in CD rack, printer stand and 2" casters, 2 with locking brake. Keyboard shelf measures 12" x 28". Gray color. Wt. 40 lbs. \$167

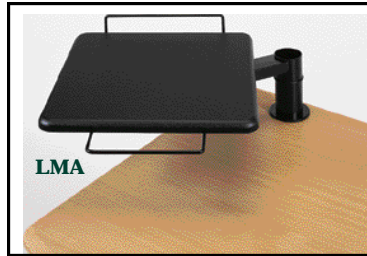


LCT5A All steel adjustable computer workstation with two pull-out shelves, CPU holder and 2" casters, 2 with locking brake. Height adjusts from 29" to 33" in 1" increments. Pull-out shelves measure 15 1/4" x 22 1/4". Gray color. Wt. 45 lbs. \$157


Contemporary Style Computer Workstations



LMMCPU



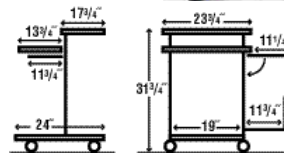
LMA



LMMCPU



PCS24

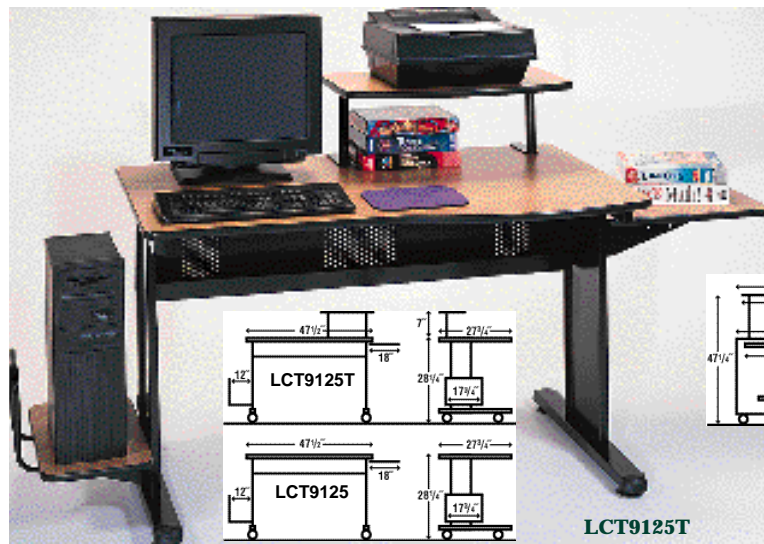


LMMW48 Multimedia computer workstation complete with adjustable overhead projector platform. Work surface provides ample room for all your computer and overhead needs. Unit features 3-outlet 15' surge electric assembly, UL and CSA listed with adjustable level glides. Overhead projector platform adjusts easily with a turn of knob and can be adjusted above work surface or to be flush with work surface top. Constructed of a heavy-duty laminate and steel frame. Assembly required. Teak color/black frame. Wt. 62 lbs. \$320
Please note: Above unit shown with optional LMMCPU holder and TLMA monitor platform, both sold separately.

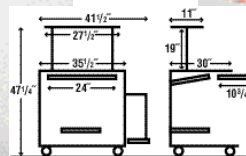
LMA Monitor platform easily swivels and has side-to-side movement for better viewing and increased work surface space. Weight capacity 30 lbs. 16" w x 16" d. Assembly required. Wt. 12 lbs. \$119

LMMCPU Adjustable CPU tower holder. Teak color with black frame. 9" w x 18" d. Assembly required. Wt. 7 lbs. \$24

PCS24 Adjustable height personal computer workstation complete with keyboard shelf, hinged mouse shelf (which mounts on left or right side), bottom storage or printer shelf, CPU tower holder (which mounts on right or left side), 3-outlet 15' surge suppressing electric assembly, and 2" casters, 2 with locking brake. Constructed of heavy duty laminate with steel frame. Assembly required. Teak color with black frame. Wt. 46 lbs. \$158




LCT9125T



LCT9125T Computer workstation complete with terminal/platform, side storage shelf, CPU tower holder, cord management tray, 3-outlet 15' surge suppressing electric assembly, and adjustable level glides. Generous work surface provides ample room for a multitude of tasks. Constructed of heavy duty laminate with steel frame. Assembly required. Teak color with black frame. Wt. 90 lbs. \$263

LCT9125 Same as above without terminal platform. Wt. 85lbs. \$237




LCT-15

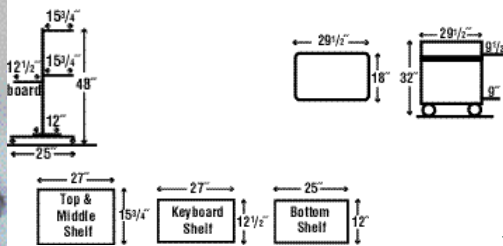


LCT-15 Wood and steel 3-tier computer workstation with semi-recessed monitor well, pullout keyboard shelf, CPU tower holder, printer shelf, CD storage, and 2" casters, 2 with locking brake. Assembly required. Teak color with black frame. Wt. 70 lbs. \$411

Adjustable Modern Style Computer Workstations



LCW2948 Shown with gray frame.



Adjustable, mobile computer workstation with laminate shelving surrounded by steel frame. Five, fun, steel frame colors all selected to match a popular line of computers. Complete with 2" furniture casters, 2 with locking brake. Light gray color available for shelving only. Specify gray, blue, rose, orange or purple frame. Assembly required. Wt. 53 lbs. \$199




New

LICW3018

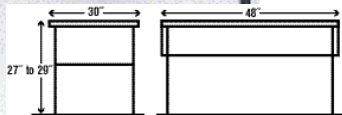


LICW3018 Fully adjustable, mobile wire computer workstation. Includes pullout keyboard shelf, CPU tower holder measures 9" w x 18" d and swing-out mouse shelf measures 9 1/2" w x 9 1/2" d. Ideal for hospital and restaurant use. Complete with 3" casters, 2 with locking brake. Assembly required. Chrome color. Wt. 39 lbs. \$169


Multi-Purpose Workcenters



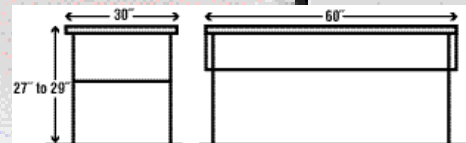
LCT3048



LCT3048 Adjustable 48" wide work center for multiple applications complete with dual grommet holes, deluxe cord management bin and 3-outlet 15' UL and CSA listed electric assembly. Constructed of high-density particleboard with vinyl T-molding. Minimal assembly required. Teak color with black frame. Wt. 55 lbs. \$290



LCT-3060



LCT3060 Same as LCT-3048, except 60" wide. Wt. 80 lbs. \$326



Units include deluxe cord management bin, complete with 3-outlet, 15' UL and CSA listed electric assembly.

LCTCPU Wire CPU tower holder for LCT-3048 & LCT-3060 work centers. Black color only. 16 1/4" w x 20" h x 9 1/4" d. Wt. 7 lbs. \$26



LCT-CPU

Adjustable Steel Computer • Multi-Media Workstations

- Roll formed steel shelves.
- 3-outlet, 15' UL and CSA listed electric assembly.
- Projector platform well adjusts 0 to 10" in 1" increments.
- Powder coat paint finish. Black color.
- Assembly required.



SP8 Solid rubber high profile semi-pneumatic tires. Available in place of full pneumatic wheels at no extra charge. Add suffix "SP" to model number. Example: AVJOH48MM2SP.



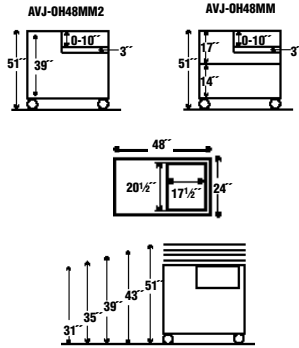
Solid core 5" plate casters available in lieu of 8" pneumatic tires. See models AVJ-OH48M25 and AVJOH48M5



AVJOH48MM2SP

AVJOH48MM2 2 shelf steel adjustable height multi-media center has pull-out keyboard shelf with built-in mouse shelf. Work surface adjusts from 31" to 51". Transparency drawer located under projector well. Includes 8" pneumatic tires. Wt. 95 lbs. \$628

AVJOH48M25 Same as above with solid core 5" plate casters. Work surface adjusts from 28 1/4" to 48". Wt. 126 lbs. \$573




AVJOH48MM

AVJOH48MM 3 shelf steel adjustable height multi-media center has pull-out keyboard shelf with built-in mouse shelf. Work surface adjusts from 31" to 51". Transparency drawer located under projector well. Middle shelf adjusts to allow for a variety of equipment, including a CPU tower. Includes 8" pneumatic tires. Wt. 139 lbs. \$665


AVJOH48M5 Same as above with solid core 5" plate casters. Work surface adjusts from 28 1/4" to 48". Wt. 129 lbs. \$609

Option

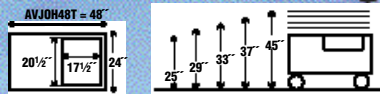


CHROME WIRE SUPPLY BASKET

T5A Optional chrome wire supply basket for models AVJOH48MM2 and AVJOH48MM only. Attaches to back of workstations. Wt. 5 lbs. \$36




AVJOH48T

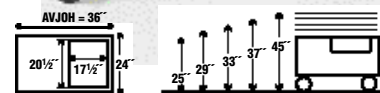


AVJOH48T 48" wide adjustable height steel overhead projector table with terminal platform. Terminal platform adjusts and tilts in 1" increments. Includes 4" casters, 2 with locking brake. Wt. 78 lbs. \$544

AVJOH48 Same as above without terminal platform. Wt. 72 lbs. \$467



AVJOH



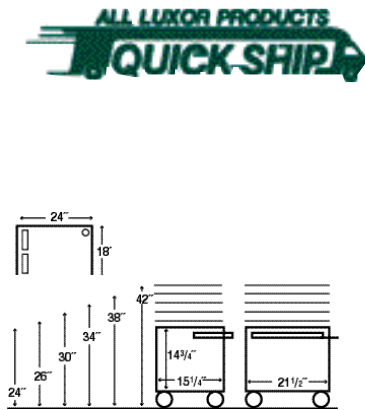
AVJOH Adjustable height steel overhead projector table for stand-up or sit-down use. Work surface adjusts from 25" to 45". Includes 4" casters, 2 with locking brake. Wt. 63 lbs. . . \$411

All Steel Adjustable Computer Workstations

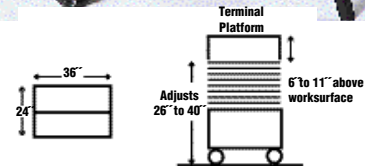
- Steel finished with durable powder coat paint finish.
- Large cable management tray. (EMCA models only)
- 3-outlet, 15' electric assembly, UL & CSA listed.
- Optional 15' surge suppressing electric assembly available. Order model LSE, add \$14 to unit.
- 4" ball bearing casters, two with locking brake.
- Assembly required.



AVJ42KB



EMCA36T



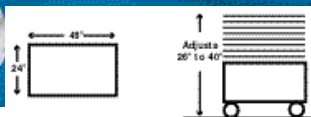
EMCA36T All steel adjustable height workstation with full terminal platform that adjusts and tilts in 1" increments. Work surface adjusts from 26" to 40" in 2" increments. Putty color. Wt. 66 lbs. \$458

EMCA36 Same as above without terminal platform. Wt. 60 lbs. \$412

AVJ42KB Compact steel mobile computer workstation with pull-out keyboard and mouse shelf. Unit is adjustable in 2" increments, and includes 3-outlet 15' UL and CSA electric assembly, 4" casters, 2 with locking brake, and handle holes for easy mobility. Black color only. Wt. 54 lbs. \$293



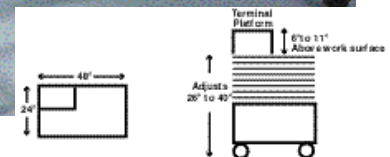
EMCA48



EMCA48 All steel adjustable workstation, with height adjustments from 26" to 40" in 2" increments. Putty color. Wt. 78 lbs. \$441



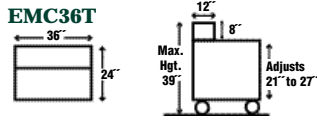
EMCA48T



EMCA48T All steel adjustable height workstation with terminal platform that adjusts and tilts in 1" increments. Terminal platform can be installed on left or right side of workstation. Work surface adjusts from 26" to 40" in 2" increments. Putty color. Wt. 78 lbs. \$481



Shown with optional LSS safety strap and EMCPU holder. Order separately. See below.



EMC36 All steel workstation adjustable in 1" increments. Complete with 4" casters, 2 with locking brake and 3-outlet, 15" electric assembly, UL and CSA listed. Putty color. Wt. 45 lbs. \$325


EMC36S Same as above with UL listed 6-outlet, 15" surge protector in lieu of regular electric assembly. Wt. 46 lbs. \$342

EMC36T All steel workstation adjustable in 1" increments. Monitor platform height also adjustable. Complete with 4" casters, 2 with locking brake and 3-outlet, 15" electric assembly, UL and CSA listed. Putty color. Wt. 56 lbs. \$407

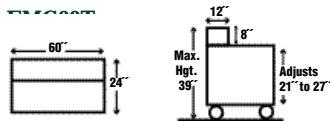
EMC36TS Same as above with UL listed 6-outlet, 15" surge protector in lieu of regular electric assembly. Wt. 57 lbs. \$423



"S" Model Features



"S" models feature a 6-outlet, 15" surge suppressing electric assembly with remote on/off switch. UL listed.



EMC60 All steel workstation adjustable in 1" increments. Complete with 4" casters, 2 with locking brake and 3-outlet, 15" electric assembly, UL and CSA listed. Putty color. Wt. 67 lbs. \$534

EMC60S Same as above with UL listed 6-outlet, 15" surge protector in lieu of regular electric assembly. Wt. 68 lbs. \$591

EMC60T All steel workstation adjustable in 1" increments. Monitor platform height also adjustable. Complete with 4" casters, 2 with locking brake and 3-outlet, 15" electric assembly, UL and CSA listed. Putty color. Wt. 80 lbs. \$624

EMC60TS Same as above with UL listed 6-outlet, 15" surge protector in lieu of regular electric assembly. Wt. 81 lbs. \$695



Options



CPU HOLDER
EMCPU CPU holder fits Luxor EMC series and other equivalent steel workstations. Wt. 5 lbs. \$70



AS60 Optional lower shelf fits all EMC60 models. Wt. 14 lbs. \$79

Hi-Tech Computer Workstations & Shelving

"Hi-Tech" - A combination of quality and styling. This highly functional furniture is designed for today's busy office, school or library. Hi-Tech is versatile, economical and quality built to be attractive and to provide years of dependable service. Hi-Tech...an exceptional value. All Hi-Tech units on pages 16 -21 offer the features below.


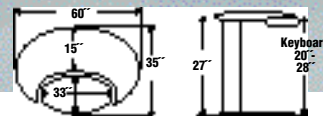
- Strong heavy gauge tubular steel construction.
- Heavy duty 1" shelves with resilient vinyl T-molding.
- Thermally fused laminate shelves coated with mar-resistant, durable, melamine finish.
- Choice of frame color - Black or gray baked-on powder coat paint finish.
- Shelves adjustable in 1" increments; allows moving and adding shelves.
- Optional 3 MOV high spike surge suppressing electric. 3-outlet, 15' cord, UL and CSA listed. TL-ES \$46
- Open shelf design provides easy access and spacious work surface.
- 2" twin wheel casters available in place of glides at no extra charge. Add suffix "C2S" to model number. Example: TL72C2S. Casters standard on some models.
- Assembly required.

Oval Shaped Computer Workstation



Shown with optional KGP, gel keyboard wrist support, and MGP, gel mouse pad. Order separately. See page 22.

TLOV60



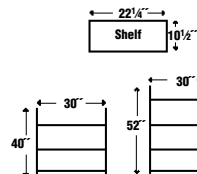
E-Clip cord management, one of the many fine quality features standard on all Hi-Tech models.

Hi-Tech Book Shelves



TLBS4

TLBS3



TLBS3

TLBS4

TLBS3 3-shelf book storage. Shelf heights are adjustable. Black color. Wt. 40 lbs. \$130

TLBS4 4-shelf book storage. Shelf heights are adjustable. Black color. Wt. 52 lbs. \$150

72" Wide Computer Workstation & Storage Drawers

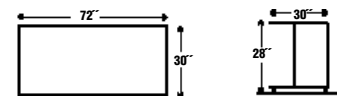


Shown with optional KGP, gel keyboard wrist support, and MGP, gel mouse pad. Order separately. See page 22.

TLSD3

TL72

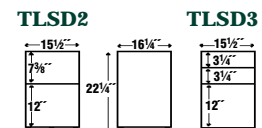
TLSD2



TL72 72" wide computer workstation with adjustable leveler glides. Ebony granite shelf color. Specify black or gray frame. Maximum height 28". Wt. 120 lbs. \$573

TL7228 Same as above with lower storage shelf. Wt. 152 lbs. \$683

TL7235 Same features as TL72 with terminal platform shelf. Maximum height 35"H. Wt. 155 lbs. \$683



TLSD2 Hi-Tech storage drawers with two drawers. Lower drawer used for hanging files. Black color. Wt. 35 lbs. \$168

TLSD3 Hi-Tech storage drawers with three drawers. Lower drawer used for hanging files. Black color. Wt. 35 lbs. \$168

Hi-Tech Computer & Training Room Furniture

These Hi-Tech computer and training room furniture offer the same great features as listed on page 16.

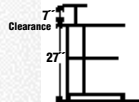
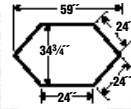
**Ebony
Granite or
Beechwood
Color
Option!**

Hi-Tech Corner Computer Workstation



TL5927TPC2S


Shown with 2" twin wheel casters.



TL5927TP



TL5927



TL5927

Models pictured with optional S36 shelf. Order separately.

Pictured with optional TL CPU. Order separately. See page 22.


TL5927TP 59" wide corner/cluster computer workstation with terminal platform. Complete with adjustable leveler glides. Specify ebony granite or beechwood shelf color with black or gray frame. Wt. 74 lbs. \$465

TL5927 59" wide corner/cluster computer workstation. Complete with adjustable leveler glides. Specify ebony granite or beechwood shelf color with black or gray frame. Wt. 62 lbs. \$376

S36 Optional 36" wide shelf. Specify ebony granite or beechwood color. Wt. 16 lbs. \$69

Hi-Tech Cluster Computer Workstations

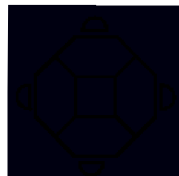
Hi-Tech cluster workstation shown with optional TLCO cord organizer. Order separately. See page 22.



Universal CPU Bracket



LTH061B Adjustable universal CPU bracket connects to any wood or laminate workstation, including Luxor's Hi-Tech products. 9 3/4" W x 9 3/4" D x 20" H. Steel construction. Wt. 15 lbs. \$38



These space-efficient workstations may be arranged to create a computer learning lab in any classroom area. Units sold individually, see TL5927.

Hi-Tech Computer Workstations

These Hi-Tech computer workstations offer the same great features as listed on page 16.

Ordering Instructions: When ordering Luxor's Hi-Tech Colored Models, please use the following codes for assistance.

Color Key:

R=Red, B=Blue, G=Green, Y=Yellow

*Traditional Ebony Granite shelf color, specify base color only.



Example 1:

TL2435 RR

Top Shelf Color

Bottom Shelf Color



Example 2:

TL4828 BG

Top Shelf Color

Bottom Shelf Color



TL2435RR

Versatile Child/Adult Application



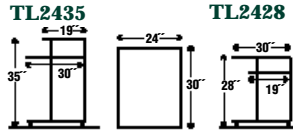
TL2428YY

Shown with optional TLCPU, CPU bracket. Order separately. See page 22.




TL2428YY

TL2435RR 24" wide workstation with two shelves and 2" casters, 2 with locking brake. Specify color(s) when ordering, see Color Key. Choose black or gray frame. Assembly required. Maximum height 35". Wt. 55 lbs. \$301



TL2428YY 24" wide workstation with 2 shelves and 2" casters, 2 with locking brake. Specify color(s) when ordering, see Color Key. Choose black or gray frame. Assembly required. Maximum height 28". Wt. 53 lbs. \$301

TL28 Same as above without bottom shelf. Wt. 26 lbs. \$207



Traditional Ebony Granite color with gray frame.

TL3635

Shown with optional TLWS36, wire leg shelf, and TLKB, adjustable keyboard shelf. (See page 22).



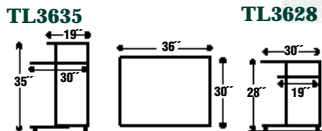
TL3635BB shown with optional TLMD. Order separately. See page 22.



Shown with optional TLCPU, CPU bracket. Order separately. See page 22.

TL3628GG

TL3635 36" wide workstation with two shelves and 2" casters, 2 with locking brake. Specify color(s) when ordering, see Color Key. Choose black or gray frame. Assembly required. Maximum height 35". Wt. 70 lbs. \$342



TL3628 36" wide workstation with two shelves and 2" casters, 2 with locking brake. Specify color(s) when ordering, see Color Key. Choose black or gray frame. Assembly required. Maximum height 28". Wt. 68 lbs. \$342

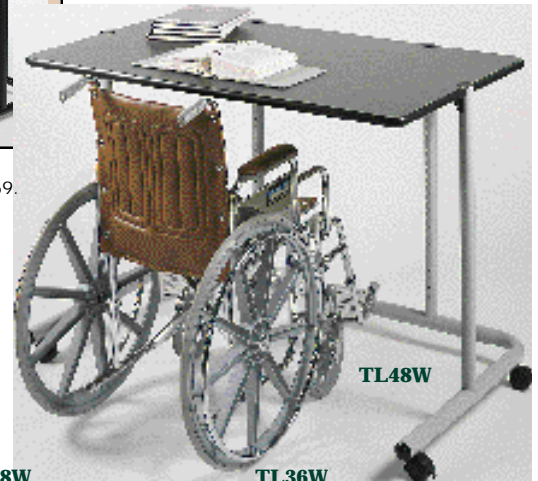


TL4835RY

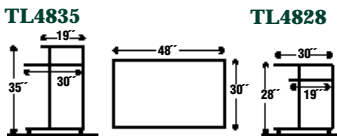


TL36W pictured with optional S36 top shelf. \$69. Order separately.

TL4835RY shown with optional TLMD. Order separately. See page 22.



TL48W



TL4835

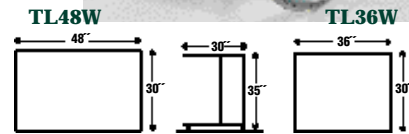
TL4828



TL4828BG

TL4828 48" wide workstation with two shelves and 2" casters, 2 with locking brake. Specify color(s) when ordering, see Color Key on page 18. Choose black or gray frame. Assembly required. Maximum height 28". Wt. 85 lbs. \$419

TL4835 Same features as above with 35" maximum height. Wt. 87 lbs. \$419

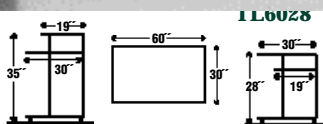


TL48W

TL36W

TL48W 48" wide wheelchair workstation. Shelf height adjusts in 1" increments. Complete with 2" casters, 2 with locking brake. Specify color(s) when ordering, see Color Key on page 18. Specify black or gray frame. Assembly required. Wt. 66 lbs. \$375

TL36W 36" wide wheelchair workstation with same features as above. Wt. 54 lbs. \$282




TL6028

TL6028

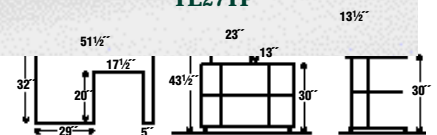
TL6035 60" wide workstation with two shelves and 2" casters, 2 with locking brake. Available in ebony granite shelf color only. Specify black or gray frame. Assembly required. Maximum height 35". Wt. 103 lbs. . \$573

TL6028 Same features as above with 28" maximum height. Wt. 100 lbs. \$573



TL27TP

TL27TP



TL27TP 43 1/2" high overhead projector and computer workstation. Features an adjustable terminal and projector platform. Work surface provides ample room for your personal computer and LCD panel for computer projection. Complete with 2" casters, 2 with locking brake. Ebony granite shelf color. Specify black or gray frame. Assembly required. Wt. 114 lbs. \$698

TL27 30" high table with same features as above without terminal platform. Wt. 94 lbs. \$581

Hi-Tech Compact Computer Centers

Compact adjustable computer centers are mobile and will accommodate a complete system. These space-saving units incorporate the same high quality features as listed on page 16.



Improve convenience by adding TLCH1 optional copy holder or TLPC optional storage basket. Order separately. See page 22.



Shown with optional slide-out TLMS HI-Tech mouse shelf and TLCPU, CPU bracket. Order separately. See page 22.



Shown with optional slide-out TLMS HI-Tech mouse shelf. Order separately. See page 22.

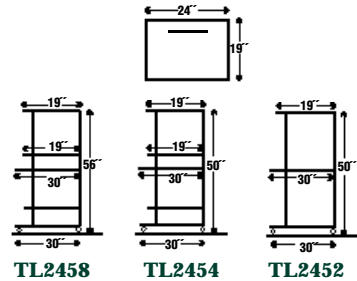
Shown with optional TL16PS HI-Tech printer stand. Order separately. See below.

TL2452 24" wide computer center with two shelves, one with paper pass through and 2" casters, 2 with locking brake. Specify black or gray frame. Assembly required. Maximum height 50".
Wt. 60 lbs. \$342

TL2453 Same as above but three shelves. Wt. 76 lbs. \$407

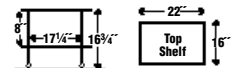
TL2454 24" wide computer center with four shelves, one with paper pass through and 2" casters, 2 with locking brake. Specify black or gray frame. Assembly required. Maximum height 50".
Wt. 84 lbs. \$446

TL2458 Same as above but 56" maximum height. Wt. 86 lbs. \$446

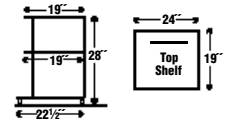


Hi-Tech Printer Stands

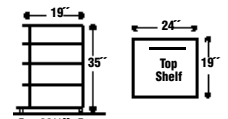
These mobile printer stands incorporate the same high quality features as Hi-Tech workstations.



TL16PS 22" wide printer stand with two shelves, and 2" casters, 2 with locking brake. Specify black or gray frame. Designed to fit under 35" Hi-Tech units and other selected models. Assembly required. Wt. 26 lbs. \$167



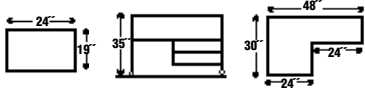
TL24P2 24" wide printer stand with two shelves, one with paper pass through and 2" casters, 2 with locking brake. Specify black or gray frame. Assembly required. Wt. 50 lbs. \$287



TL24P4 24" wide printer stand with four shelves, two with paper pass throughs and 2" casters, 2 with locking brake. Specify black or gray frame. Assembly required. Wt. 74 lbs. \$423

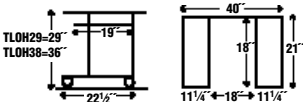
Hi-Tech Multi-Function Tables

These Hi-Tech workstations offer the same great features as listed on page 16.



TL4835MM 48" wide multi-media workstation with terminal/monitor platform. Complete with 2" casters, 2 with locking brake. Specify black or gray frame. Assembly required. Wt. 122 lbs. \$603

TL4828MM Same as above without terminal/monitor platform. Maximum height 28". Wt. 81 lbs. \$519



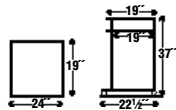
TLOH38 36" high stand-up overhead projector table with side shelves to hold transparencies and other supplies. Complete with 2" furniture casters, 2 with locking brake. Specify black or gray frame. Assembly required. Wt. 48 lbs. \$351

TLOH29 29" high sit-down overhead projector table with same features as above. Wt. 47 lbs. \$351



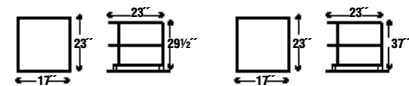
TL6050 60" wide editing center. Complete with 2" casters, 2 with locking brake. Specify black or gray frame. Assembly required. Wt. 131 lbs. \$664

TL4850 Same as above but 48" wide. Wt. 108 lbs. \$509



TL37TV 37" high audio visual table with two shelves. Complete with 2" furniture casters, 2 with locking brake. Black frame color. Assembly required. Wt. 45 lbs. \$287

S24 Optional 24" wide shelf. Ebony granite color. Assembly required. Wt. 12 lbs. \$58




TL1830

TL1837

TL1830 18" wide workstation. Complete with 2" twin wheel furniture casters, 2 with locking brake. Specify black or gray frame. Assembly required. Wt. 38 lbs. \$257

TL1830MD Same as above with slide-out media drawer. Wt. 38 lbs. \$310

TL1837 18" wide, 37" tall, multiple use mobile workstation. Ideal for laptop computers and overhead projectors. Complete with 2" furniture casters, 2 with locking brake. Specify black or gray frame. Assembly required. Wt. 44 lbs. \$265



TL4835MM



TLOH38



TL6050



TL37TV



TL1837




TL1830MD



TL1830


Shown with optional TL4, 4" casters and TLMS slide-out mouse shelf. Order separately. See page 22.

Hi-Tech Table Accessories



WRIST SUPPORT GEL PADS

MGP Gel mouse pad with wrist support. Wt. 3 lbs. \$18
KGP Gel pad keyboard wrist support. Wt. 3 lbs. \$21




MEDIA DRAWER

TLMD Slide out media storage drawer. 12 $\frac{1}{4}$ " W x 16 $\frac{3}{4}$ " L x 3"D. Black, Blue, Red, Green or Yellow color. Wt. 5 lbs. \$40
TLMD2 Same as above but 6"D. Wt. 6 lbs. \$48




DEEP STORAGE BINS

TLDB1 Deep storage bin with casters and translucent plastic lid. 16 $\frac{3}{4}$ " W x 12 $\frac{1}{4}$ " D x 13 $\frac{1}{2}$ " H, 11 $\frac{3}{4}$ " deep tubs. Black, blue, red, green or yellow color tubs. Wt. 8 lbs. \$53
TLDB2 Same as above with padded lid. Wt. 8 lbs. \$63



MOUSE SHELF

TLMS for added work space slide-out mouse shelf. Attaches on left or right side of table. Black color. Wt. 8 lbs. \$40




CHROME WIRE COPY HOLDER

TLCH1 attaches to upright tube at any shelf level on right side. For use with Hi-Tech models TL2452 and TL2454 only. 12"x10". Wt. 2 lbs. \$35
TLCH2 Same as above but for all other Hi-Tech workstations. Wt. 2 lbs. \$35

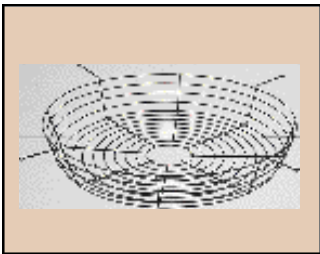


CASTERS

TL4 4" dual wheel furniture caster. Not recommended for high mobility. Wt. 5 lbs. \$55
 In lieu of standard casters, add suffix TL4 and \$45 to unit cost.



TLMA fits all TL24, 36, 48 and 60 series workstations. Allows easy side-to-side movement of monitor and adds useable surface area to workstation. Platform height adjusts in 1" increments. Monitor platform is 13 $\frac{3}{4}$ " W x 11" D. 25 lb. capacity. Monitor arm is black. Choice of black or gray upright. Wt. 7 lbs. \$79




WIRE CORD ORGANIZER

TLCO for Model TL5927 cluster workstations. Black color. See page 17 for application. Wt. 20 lbs. \$71




CPU BRACKET

TLCPU Adjustable bracket designed to hold your CPU unit. Attaches on inside or outside of Hi-Tech workstations. Black color. Wt. 9 lbs. \$77




WIRE LEG SHELF

TLWS24 fits all 24" wide Hi-Tech workstations. Black color. Wt. 9 lbs. \$53
TLWS36 fits all 36" wide Hi-Tech workstations. Wt. 10 lbs. . . . \$59




PULL-OUT KEYBOARD SHELF

TLKB fits all Hi-Tech workstations. Dual adjustment for added comfort and convenient covered storage compartment. Wt. 8 lbs. . \$93




SWING-OUT CHROME AND WOOD PRINTER SHELF WITH BASKET

TLPS Wt. limit 20 lbs. Complete with sure grip pads. Attach to right leg tube only. Adjusts up/down in 1" increments. 18"x14"x4". Wt. 5 lbs. \$98



SWING-OUT CHROME WIRE STORAGE BASKET

TLSB Attach to right leg tube only. Adjusts up/down in 1" increments. 13"x10 $\frac{1}{2}$ "x4". Wt. 5 lbs. \$47



CHROME WIRE PRINT-OUT BASKET

TLPC for 24" wide models only. Attaches to printer shelf. Wt. 3 lbs. \$45

Universal Table Accessories




SAFETY BELT
LHB 10 feet long, 2 inches wide safety belt. Wt. 2 lbs. \$38



SAFETY BELT
LSB 8 feet long, 1 inch wide strap with "J" hooks and easy lock buckle. Wt. 1 lbs. \$29




RATCHET STRAP
LRS 12 feet long, 1 inch wide strap with ratcheting buckle. Wt. 1 lbs. \$36




SAFETY STRAP
LSS 10 feet long, 1 inch wide safety strap with easy-lock buckle. Wt. 1 lbs. \$15
LSS2 Same as above, 10 feet long, 2 inches wide. \$20



ELECTRONIC SECURITY SYSTEM
LSA Alarm lock with 6-foot cable. Provides extra security by emitting an ear piercing alarm when tampered with. Wt. 2 lbs. \$56
LSAK Same as above but keyed alike. Wt. 2 lbs. \$56
LSAP Optional - two additional mounting plates. \$14




SECURITY SYSTEM
LSK 6' cable, two mounting plates and lock. Wt. 3 lbs. \$33
LSO Optional - two additional mounting plates. Wt. 1 lbs. \$14
LCK 3-foot cable, two mounting plates and lock. Wt. 3 lbs. \$31



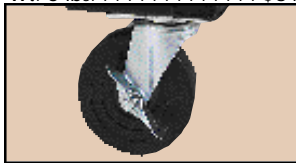
LTH061B Adjustable universal CPU bracket connects to any wood or laminate workstation. Steel construction. Wt. 15 lbs. \$38



WIRE CD HOLDER
LCDWR Wire CD holder, holds 24 CD's. Wall mount or desktop application. Chrome color. 5 1/2" w x 15" h x 5 1/4" d. Wt. 2 lbs. \$8




DUAL WHEEL CASTERS
DW 4" dual wheel casters. Wt. 10 lbs. \$45
 In lieu of standard casters add suffix "DW" and \$17 to unit cost.



5" CASTERS
C5 Heavy duty 5" ball bearing casters, two with locking brake. Wt. 8 lbs. \$48
 In lieu of standard casters add suffix "C5" and \$25 to unit cost.



BIG WHEEL ASSEMBLY
LBW Two 8" big wheel rolling ball bearing, hard rubber wheels. Wt. 11 lbs. \$61




SLIDE OUT MOUSE SHELF
EMS Mounts to existing pull-out keyboard shelf on Luxor's Endura workstations. Minor modifications required for installation on tables purchased prior to 1997. Wt. 8 lbs. \$40




SIDE SHELF
LES 12" W x 18" D. Fits on the side of 18" D plastic workstations. Wt. 5 lbs. \$32




SUPPLY BASKETS
T5 For use with, 24" wide Endura models and LEW units. Wt. 5 lbs. \$36



SAFETY STRIPS
LSGS Set of six 2" x 10" adhesive strips with sure grip surface. Keeps equipment from sliding. Wt. 1 lbs. \$13



SAFETY PADS
LSG Set of four adhesive 4"x4" pads with sure grip surface. Keeps equipment from sliding. Wt. 1 lbs. \$10




ELECTRIC
LEES 3-outlet surge suppressing power cord and cord wrap bracket. Wt. 2 lbs. \$53



RECOIL POWER ASSEMBLY
RE20 Two-outlet, 20' heavy duty cord, UL listed. Extends and locks. Wt. 4 lbs. \$71

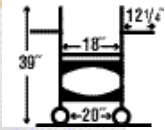
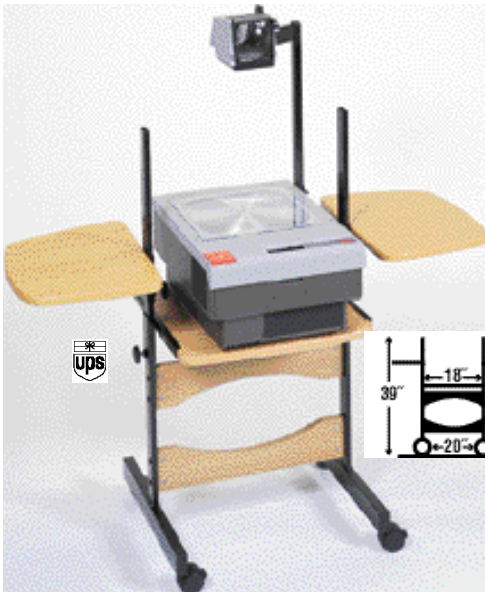


ELECTRIC ASSEMBLY
ESE Optional 6-outlet, 15' surge suppressing electric assembly. Wt. 4 lbs. \$51



TAMPER RESISTANT VCR COMPARTMENT
TRVC Enclose your video equipment for added security. Fits all LE Endura models. Wt. 7 lbs. \$30

Contemporary Overhead/Multi-media

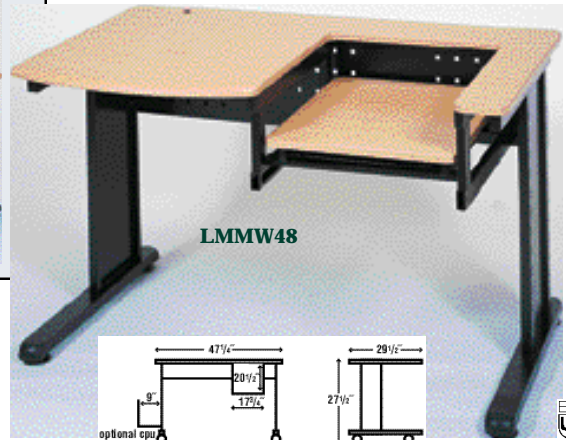


AOHT1826 Adjustable height mobile overhead projector table. Side shelves fold down for easy mobility. Projector platform adjusts from 20 1/2" h to 34" h. Projector platform measures 18" w x 17 1/2" d. Side shelves measure 12 1/4" w x 16" d and adjust from 26" to 39". Constructed of heavy-duty laminate with steel frame. Assembly required. Teak color/black frame. Wt. 32 lbs. \$149

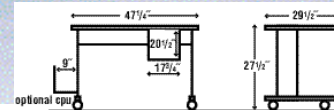


LMMW48

Please note: Above unit shown with optional LMMCPU holder and TLMA monitor platform, both sold separately. See page 11.



LMMW48



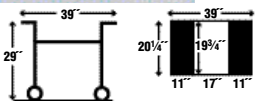
LMMW48 Multimedia computer workstation complete with adjustable overhead projector platform. Work surface provides ample room for all your computer and overhead needs. Unit features 3-outlet 15' surge electric assembly, UL and CSA listed with adjustable leveler glides. Overhead projector platform adjusts easily with a turn of knob and can be adjusted above work surface or to be flush with work surface top. Constructed of a heavy-duty laminate and steel frame. Assembly required. Teak color/Black frame. Wt. 62 lbs. \$320

Steel Overhead Projector Tables

- Roll formed steel shelves.
- 3-outlet, 15' UL and CSA listed electric assembly.
- 4" casters, two with brake.
- Powder coat paint finish. Black or gray color.
- Side shelves drop down for easy mobility.
- Assembly required.



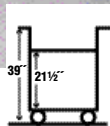
OHT29



OHT29 Sit-down, adjustable height, steel overhead projector table. Projector platform adjusts from 17 1/2" to 27 1/2". Complete with 3-outlet, 15' electric assembly, UL and CSA listed. Specify color, black or gray. Assembly required. Wt. 29 lbs. \$302



OHT39

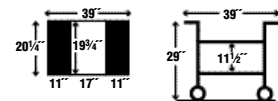


OHT39 Stand-up, adjustable height, steel overhead projector table. Projector platform adjusts from 27 1/2" to 37 1/2". Complete with 3-outlet, 15' electric assembly, UL and CSA listed. Specify color, black or gray. Assembly required. Wt. 37 lbs. \$310



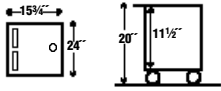
New

OHT292S

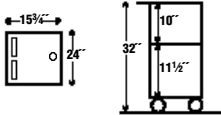


OHT292S Sit down, adjustable height steel overhead projector table with additional lower storage shelf. Projector platform adjusts from 17 1/2" to 27 1/2". Complete 3-outlet, 15' electric assembly, UL and CSA listed. Includes 4" casters, 2 with locking brake. Specify color black or gray. Assembly required. Wt. 34 lbs. \$310

Endura® Overhead Projector Tables

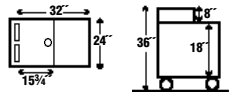


OHT20 Compact sit-down overhead projector table. Assembly required.
Wt. 24 lbs. \$212



OHT32 Compact stand-up overhead projector table. Assembly required.
Wt. 34 lbs. \$233

OHS32 Same features as OHT32 with middle storage tray shelf for storing transparencies and other supplies. Assembly required.
Wt. 34 lbs. \$248

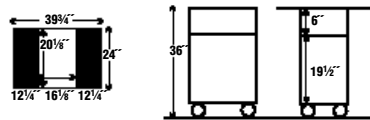


OHT42 Stand-up table for large overhead projectors. Includes large work area for transparencies and other supplies. Assembly required. Wt. 45 lbs. \$343

OHT42PS Same as above with steel pull-out keyboard shelf. Wt. 52 lbs. \$359

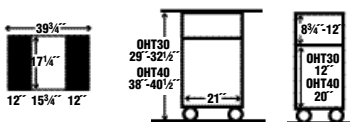
OHT42C Same as OHT42 with locking cabinet. Wt. 77 lbs. \$582

OHS42 Same features as OHT42 with top shelf storage tray shelf for storing transparencies and other supplies. Assembly required.
Wt. 45 lbs. \$358




OHT50 Stand-up table accommodates the new large overhead projectors and provides a large work area for transparencies and other supplies. Assembly required.
Wt. 35 lbs. \$32

OHT50C Same as above with lockir cabinet. Wt. 55 lbs. \$50



OHT30 Sit-down overhead projector table. Includes two sets of legs to allow top shelf height to match OH projector. Plastic side shelves hold transparencies and other supplies. Assembly required. Specify Putty or Black Color.
Wt. 31 lbs. \$29

OHT40 Stand-up overhead projector table with same features as above. Specify Putty or Black Color.
Wt. 33 lbs. \$31

- Lifetime warranty. Molded shelves and legs won't stain, scratch, dent or rust.
- 3-outlet, 15' electric assembly, UL & CSA listed.
- Retaining lip prevents supplies from sliding off shelves.
- Integral safety push handle.
- Includes set of four sure grip pads to keep equipment from sliding.
- Molded cord wrap.
- 4" ball bearing casters, two with locking brake.
- Model OHT50 accommodates the 3M 900 and 9000 series overhead projectors (excluding the 9700 series).
- All models Ship 



OHT20



OHT32



OHS32



OHT42



OHT42C




New



OHS42



OHT30



OHT40



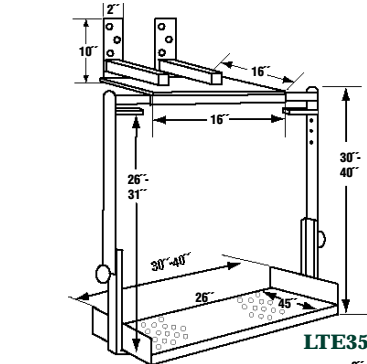

OHT50

Economount TV & VCR Mounting Systems

Economount TV and VCR mounting systems are designed to provide strength and durability, yet complement any environment in which they are used. Their easy installation and economical price provide an exceptional value.

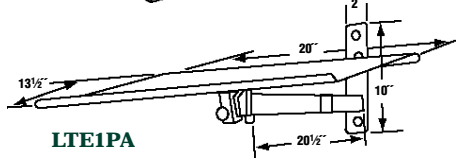

- Heavy gauge steel tube/plate assembly.
- Arc welded joints for maximum strength.
- Durable baked-on powder coat paint finish.
- Safety strap included with all Economount TV mounts.
- Mounting systems accommodate 19" to 35" monitors.
- Installations vary; therefore, mounting hardware is not included.
- Attractive plate covers included with every mount.

LTE35 Jumbo wall mount will accommodate up to 35" monitors. TV rests on 26" deep platform with 1/2" front retainer lip. Top clamps have adhesive pads that wrap around the top edges of the TV to provide added stability. Maximum forward tilt 20° and 240° swivel capability. Load capacity 250 lbs. Wt. 130 lbs. \$261

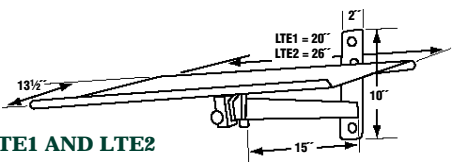


LTE35C Same as above except for ceiling application. Wt. 130 lbs. . . . \$261

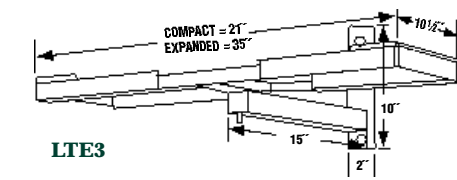

LTE1PA Platform wall mount with dual pivoting arm will accommodate most 19" and 20" TV receivers. TV rests on 20" wide by 13 1/2" deep platform with 1/2" front retainer lip. Maximum forward tilt 15° and 240° swivel capability. Load capacity 90 lbs. Wt. 20 lbs. \$140



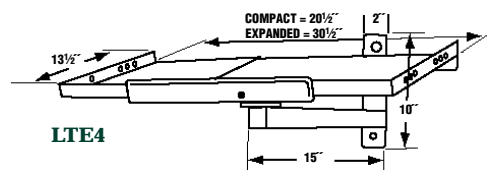

LTE1 Platform wall mount will accommodate most 19" and 20" TV receivers. TV rests on 20" wide by 13 1/2" deep platform with 1/2" front retainer lip. Maximum forward tilt 15° and 240° swivel capability. Load capacity 90 lbs. Wt. 18 lbs. \$122



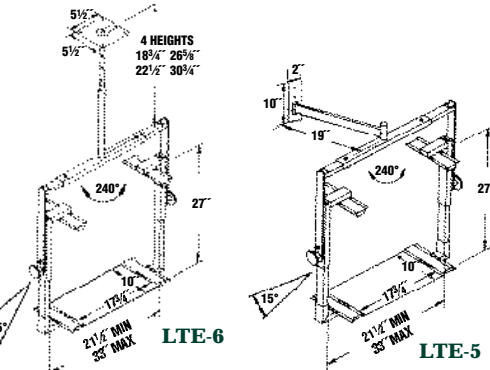

LTE2 Same as above but will accommodate most 25" to 27" TV receivers. TV rests on 26" wide by 13 1/2" deep platform. Load capacity 110 lbs. Wt. 20 lbs. \$128



LTE3 Adjustable platform wall mount will accommodate most 19" to 27" TV receivers. TV rests on 10 1/2" deep platform with a 3/8" front retainer lip and adjusts up to 35" wide. 0° forward tilt and 240° swivel capability. Load capacity 110 lbs. Wt. 16 lbs. \$171



LTE4 Adjustable, full platform wall mount will accommodate most 19" to 27" TV receivers. TV rests on 13 1/2" deep platform with a full 1" front retainer lip which adjusts up to 30 1/2" wide. Platform is perforated to allow the monitor to be bolted down for added security. Maximum forward tilt 15° and 240° swivel capability. Load capacity 110 lbs. Wt. 20 lbs. \$147



LTE5 Adjustable yoke-style wall mount will accommodate most 19" to 27" TV receivers. Adjusts from 21 1/2" to 33" without LTEV accessory VCR shelf, or 23 1/2" to 33" with LTEV. Includes 3" wide x 10" long steel supports covered in non-skid material. Maximum forward tilt 15° and 240° swivel capability. Load capacity 110 lbs. Wt. 25 lbs. \$207



LTE6 Same as above but adjustable yoke-style ceiling mount. Distance between ceiling and top of mount has four settings: 18 3/4", 22 1/2", 26 3/8" and 30 3/4". Wt. 27 lbs. \$207

LTE7 Adjustable, full platform yoke style wall mount will accommodate most 19" to 29" TV receivers. TV rests on a 13" deep platform with full 1" front retainer lip that adjusts up to 30" wide. Platform is perforated to allow the monitor to be bolted down for added security. Maximum forward tilt 10° and 360° swivel capability. Load capacity 110 lbs. Wt. 36 lbs. \$258

LTE7D Same as above with 18" deep platform. Wt. 38 lbs. \$268

LTE8 Adjustable full platform, yoke style, ceiling mount will accommodate most 19" to 29" TV receivers. TV rests on a 13" deep platform with full 1" front retainer lip that adjusts up to 30" wide. Platform is perforated to allow the monitor to be bolted down for added security. Maximum forward tilt 10° and 360° swivel capability. Load capacity 110 lbs. Wt. 36 lbs. \$258

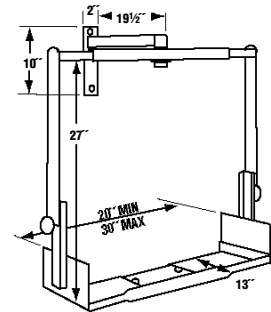




LTE8D Same as above with 18" deep platform. Wt. 38 lbs. \$268

LTE10 Full platform locking wall mount will accommodate most 25" to 27" TV receivers. TV rests on a 15" deep platform. Features 240° swivel and a maximum forward tilt of 15°. Platform is perforated to allow the monitor to be bolted down and locked in place for added security. Load capacity 110 lbs. Wt. 26 lbs. \$172

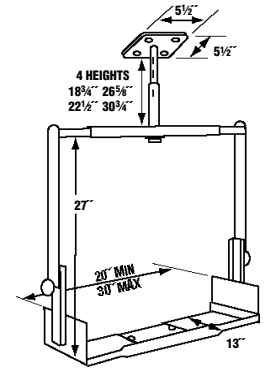
LTE9 Same as above but will accommodate most 19" and 20" TV receivers. TV rests on a 13 3/4" deep platform. Load capacity 90 lbs. Wt. 21 lbs. \$160

LTE11 Platform wall mount will accommodate up to a 14" TV receiver. TV rests on a 12" wide by 11" deep platform with 1/2" front retainer lip. Maximum forward tilt of 15° and 240° swivel capability. Load capacity 66 lbs. Wt. 11 lbs. \$67

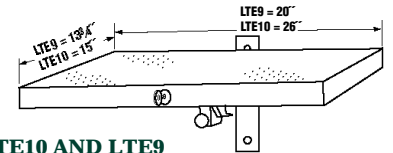
LTE12 Platform wall mount with pivoting arm will accommodate up to a 14" TV receiver. TV rests on a 12" wide by 11" deep platform with 1/2" front retainer lip. Maximum forward tilt of 15° and 240° swivel capability. Load capacity 66 lbs. Wt. 12 lbs. \$75



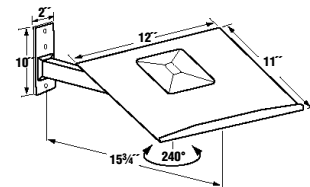
LTE7



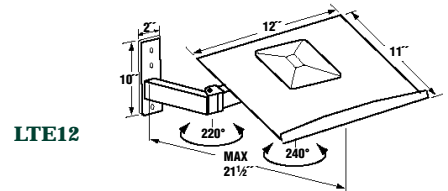
LTE8



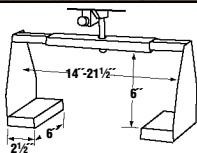

LTE10 AND LTE9





LTE11



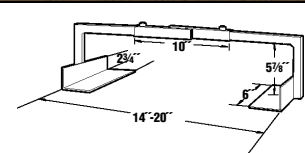
LTE12



LTEV2 Locking VCR bracket fits all Luxor LTE TV mounts. Adjusts from 14" to 21 1/2" wide to accommodate most front loading recorders. VCR rests on 2 1/2" x 6" brackets. Swivels independently of TV mount. All mounting hardware included. Wt. 9 lbs. \$87



LTEVD Adjustable dual stacking VCR bracket fits all Luxor LTE TV mounts. Adjusts from 14" to 20" wide. VCRs rest on 2 3/4" x 6" brackets. Attaches and swivels independently of TV mount. All mounting hardware included. Wt. 9 lbs. \$82



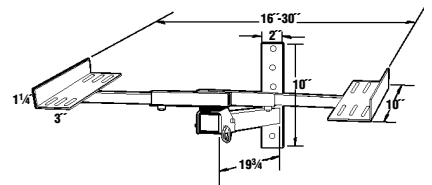

LTEV VCR bracket fits all Luxor LTE TV mounts. Adjusts from 14" to 20" wide to accommodate most front loading recorders. VCR rests on 2 3/4" x 6" brackets. Swivels independently of TV mount. All mounting hardware included. Wt. 5 lbs. \$60

Promount TV & VCR Mounting Systems

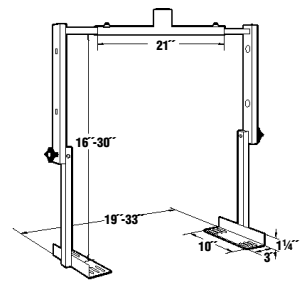

Luxor offers a wide range of high quality mounting brackets "a safer alternative to mobile tables" with models to accommodate 19" to 35" TV receivers and wt. up to 275 lbs. These slim profile mounts are inconspicuous yet exceptionally strong. Slender arms and cross members, made of solid steel, rotate and tilt to ideal viewing positions. Luxor slim profile mounting brackets complement any decor, fulfill any mounting requirement and represent an excellent value.

- Heavy gauge steel tube combined with solid steel bar construction.
- Arc welded joints for maximum strength.
- Infinite adjustability within minimum and maximum widths.
- Durable textured baked-on powder coat paint finish. Satin black color.
- Provisions to secure monitor with screws, by adhesive bond or with adjustable grip clamps.
- Mounting systems accommodate 19" to 35" monitors.
- Options include single or double stud mounting plates for ceiling and wall installations. Monitor/speaker mount safety swivel adapters, "C" clamp adapters, 3 lengths of pipe and retaining brackets. See page 29 for accessories.
- Super bond adhesive strips included.

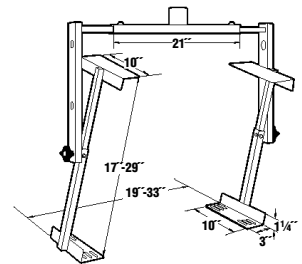
LTM1 Wall mount accommodates most 19" to 27" TV receivers. Adjusts from 16" to 30" wide. TV rests on 3" wide 1/8" steel slotted supports. Safety strap included. TV bolts, bonds and straps to mount. Maximum forward tilt 10° and 180° swivel capability. Mounts to wood, brick or concrete surfaces. Installations vary; therefore, mounting hardware is not included. Ships in 1 carton. Wt. 16 lbs. \$165



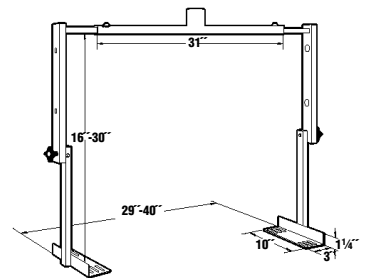


LTM2 Ceiling or wall mount accommodates most 19" to 27" TV receivers. Adjusts from 19" to 33" wide and from 16" to 30" high in 2" increments. TV rests on 3" wide 1/8" steel slotted supports. TV bolts and bonds to mount. Maximum forward tilt 10° and 360° swivel capability. Select the Luxor wall or ceiling mounting bracket suitable for your installation. Fastens to 1 1/2" N.P.S. threaded pipe for ceiling installation. Three lengths of pipe available separately. Ships in 2 cartons. Wt. 22 lbs. \$253



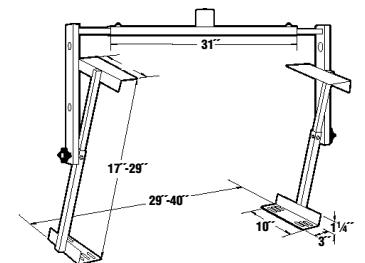

LTM3 Ceiling or wall mount having the same features as the LTM-2 model. In addition, it features an adjustable clamp grip system. TV is also secured by the same 3" wide support at the top which clamps the TV in position. This mounting system is recommended for maximum security and for installations where a forward tilt greater than 10° is required. It adjusts from 19" to 33" wide and from 17" to 29" high in 2" increments. Ships in 3 cartons. Wt. 28 lbs. \$362



LTM4 Ceiling or wall mount. Larger version of the LTM-2 having the same features. Accommodates most 27" to 35" TV receivers. Adjusts from 29" to 40" wide and from 16" to 30" high in 2" increments. Select the Luxor wall or ceiling mounting bracket suitable for your installation. Fastens to 1 1/2" N.P.S. threaded pipe for ceiling installation. Three lengths of pipe available separately. Ships in 2 cartons. Wt. 23 lbs. \$264




LTM5 Ceiling or wall mount. Larger version of the LTM-3 having the same features. Accommodates most 27" to 35" TV receivers. Adjusts from 29" to 40" wide and from 17" to 29" high in 2" increments. Select the Luxor wall or ceiling mounting bracket suitable for your installation. Fastens to 1 1/2" N.P.S. threaded pipe for ceiling installation. Three lengths of pipe available separately. Ships in 3 cartons. Wt. 30 lbs. \$373



Accessories

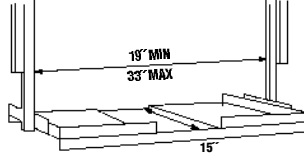
Luxor offers a variety of mounting plates and arms to provide for a safe and secure ceiling or wall installation. These options allow installing mounts on wood, brick or concrete surfaces. Installations vary; therefore, mounting hardware is not included. All accessories ship via UPS.



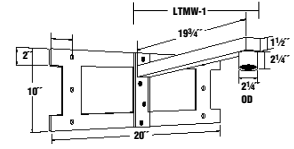
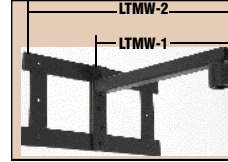
SP100 Heavy duty steel, self-adhesive mounting plates. Plate attaches to your TV/VCR equipment, then bolt passes through the mount and is secured with nylon lock nut provided. Eliminates the need for screwing into your TV/VCR case. Two sets are recommended for TV installation. (Set of 2) Wt. 1 lb. \$8



LTVS Safety kit for TV mounts. Includes 2" heavy duty safety strap and two self-adhesive corners which attach to monitor case and serve as a track for safety strap. Wt. 2 lbs. \$39


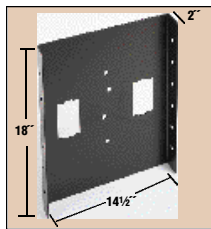


LTMFP Adjustable full platform fits Luxor models LTM-2 and LTM-3. Platform is 15" deep and adjusts from 19" to 33" wide. Includes 1" front safety lip and perforations to allow the monitor to be bolted down for added security. Wt. 11 lbs. \$78



LTMW1 Single stud wall mounting arm is arc welded and constructed of 3/8" steel plate and 11 gauge 1 1/2" steel tube. Complete with coupling for fitting to mount. Wt. 8 lbs. \$89

LTMW2 Heavy duty double stud wall mounting arm recommended for receivers weighing more than 100 lbs. Arc welded and constructed of 3/8" steel plate and 11 gauge 1 1/2" steel tube. Complete with coupling for fitting to mount. Wt. 13 lbs. \$170



LTMPI Internal wall mounting plate accommodates all Luxor LTE/LTM series wall mounts. Can be used for new construction only to allow maximum mounting security. Plate is 14 1/2" wide to fit 16" studs. Wt. 10 lbs. \$46

LTMPE Exterior wall mounting plate that accommodates all Luxor LTE/LTM series wall mounts. Can be used for new or completed construction to allow maximum mounting security. Plate is 18" wide. Wt. 10 lbs. . . . \$46



FFA-3



FMA-2

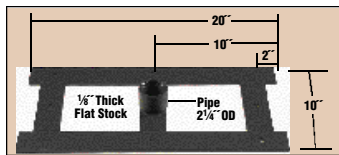



MMA-1

FFA3 Heavy duty 1 1/2" N.P.S. coupling/coupling swivel adapter. Adapter created to allow smooth and safe axis turning at the 1 1/2" coupling point. 1/4" thick steel plate is welded to each half of the swivel plates then milled to ensure flatness of the mating surfaces. The two surfaces are then secured together by an 8" point, hard steel, 1/2" x 1 3/4" bolt and self-locking nut. Designed to support wt.s up to 275 lbs. Wt. 2 lbs. \$80

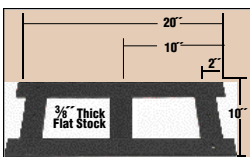
FMA2 Same as above but 1 1/2" pipe/coupling adapter. Wt. 2 lbs. . . \$76

MMA1 Same as above but 1 1/2" pipe/pipe adapter. Wt. 2 lbs. . . . \$80

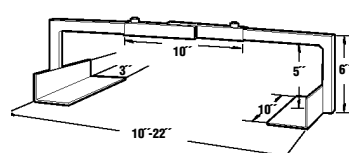


LTMCI Ceiling plate for drop height installations intended for mounting on concrete slab, steel beam or other steel structure. Screw in coupling is arc welded to 3/8" steel plate. Mount fastens to 1 1/2" N.P.S. threaded pipe. 2 1/4" OD. Three lengths of pipe available. Order separately. Wt. 3 lbs. . . . \$66


LTMCI2 Heavy duty double joist ceiling mounting plate for installations over plaster board or other material covering ceiling joists. Screw in coupling is arc welded to 1/8" steel plate. Mount fastens to 1 1/2" N.P.S. threaded pipe. Three lengths of pipe available. Order separately. Wt. 13 lbs. \$89



LTDI Heavy duty double stud mounting plate works with any Luxor LTE Economount wall mount. Allows fastening to two wall studs for added support and safety. Arc welded and constructed of 3/8" steel plate. Mounting hardware not included. Wt. 13 lbs. \$94



LVR1 VCR bracket works with any Luxor LTM series TV mount. Adjusts from 10" to 22" wide to accommodate front loading VCRs. VCR rests on 3" x 10" brackets. Super bond adhesive strips secure VCR to brackets. Swivels independently of TV mount. All mounting hardware included. Wt. 9 lbs. \$98



CCA-4

CPA-5

CCA4 "C" clamp with coupling monitor/speaker mount adapter, created to allow a quick and safe method of "truss type" mounting of the popular Luxor 1 1/2" N.P.S. yoke mounting systems. The "C" clamp portion of the adapter is constructed of 1/4" steel capable of supporting wt. up to 275 lbs. The mouth of the clamp will accept up to a 2" diameter pipe with an overhanging back lip for safety. Both the 1 1/2" coupling and 1 1/2" pipe models are mated to their "C" clamps with 8" point, 1/2" x 1 3/4" hard steel bolts and self-locking nuts. These adapters make "quick work" out of installing Luxor monitor and speaker 1 1/2" yoke mounts, for both permanent and temporary installations. Wt. 3 lbs. \$90

CPA5 Same as above but "C" clamp with pipe. Wt. 3 lbs. \$85



LTM-RB Heavy duty retaining bracket provides additional security for your valuable equipment. Fits all Luxor LTM series TV mounts. (Set of 2) Wt. 4 lbs. \$24

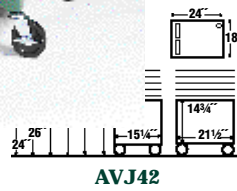
P4, P10 and P24 Various lengths of pipe available for ceiling installations. Pipe is threaded at both ends and measures 1 1/2" N.P.S. Black powder coat finish. P-4 measures 4", Wt. 2 lbs. \$11. P-10 measures 10", Wt. 3 lbs. \$16. P-24 measures 24", Wt. 6 lbs. \$21

Duraweld Tables

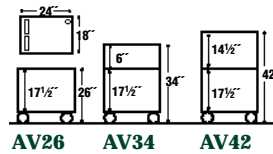
- Roll formed shelves with powder coat paint finish.
- Tables are robotically arc welded.
- Cable pass through holes.
- 1/2" retaining lip around each shelf.
- 3-outlet 15" UL and CSA listed electric assembly with cord plug snap.
- Integral safety push handle.
- 4" ball bearing casters, two with locking brake.
- AV and AVJ models have safety mats.
- Big wheel models available.
- Cabinet models have reinforced locking doors with full length piano hinges.
- UL models 13"



Colored tables and AVJ42C shown.



AVJ42



AV26

AV34

AV42



Adjustable Height Tables

AVJ42 Adjustable height open shelf table with 4" casters and electric assembly. Specify color, see below. Wt. 48 lbs. Black color \$236
Red, Royal Blue, Green, Yellow color \$244

AVJ42B UL listed. Same as above with 8" big wheels on one end and LSS safety strap. Specify color, see below. Wt. 52 lbs. Black color \$302
Red, Royal Blue, Green, Yellow color \$309

Specify color when ordering AVJ42 or AVJ42B.
AVJ42 = Black AVJ42GN = Green AVJ42RD = Red
AVJ42YW = Yellow AVJ42RB = Royal Blue

AVJ42C Adjustable height cabinet table with 4" casters and electric assembly. Black color. Wt. 62 lbs. \$359

AVJ42BC UL listed. Same as above with 8" big wheels on one end and LSS safety strap. Black color. Wt. 66 lbs. \$417

AVJ42D Adjustable height table with two locking video tape storage drawers. Each drawer holds approximately 23 VHS tapes. Complete with 4" casters and electric assembly. Black color. Wt. 82 lbs. \$477

Fixed Height Tables

AV26 Fixed height open shelf table with 4" casters and electric assembly. Wt. 34 lbs. . \$243

AV26B UL listed. Same as above with 8" big wheels on one end and LSS safety strap. Wt. 38 lbs. \$299

AV34 Fixed height open shelf table with 4" casters and electric assembly. Wt. 41 lbs. . \$261

AV34B UL listed. Same as above with 8" big wheels on one end and LSS safety strap. Wt. 45 lbs. \$318

AV42 Fixed height open shelf table with 4" casters and electric assembly. Wt. 42 lbs. . \$270

AV42B UL listed. Same as above with 8" big wheels on one end and LSS safety strap. Wt. 46 lbs. \$329

Traditional TV Tables

ATV56 Adjustable height 24" deep open shelf table. Wt. 77 lbs. . . . \$400

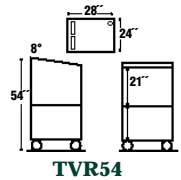
ATV56B Adjustable height 24" deep open shelf table with 8" big wheels on one end. Wt. 81 lbs. \$463

ATV56C Adjustable height 24" deep cabinet table. Wt. 89 lbs. \$537

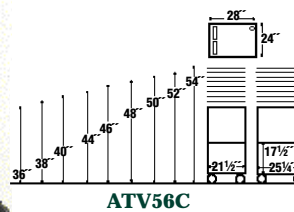
ATV56BC Adjustable height 24" deep cabinet table with 8" big wheels on one end. Wt. 93 lbs. \$599

TVR54 Fixed height, slant top, 24" deep open shelf table. Wt. 80 lbs. \$369

TVR54B Fixed height, slant top, 24" deep open shelf table with 8" big wheels on one end. Wt. 84 lbs. \$432



TVR54

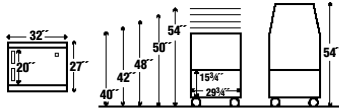


ATV56C

Wide Base TV/Video Tables

All these models feature:

- The high quality convenient features of the AVJ tables. See page 30.
- Models ship assembled.



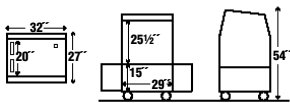
ATW56 Adjustable height wide base table with 4" casters and electric assembly.

Wt. 80 lbs. \$445

ATW56C Same as above with cabinet.

Wt. 106 lbs. \$696

ATW56D Adjustable height wide base table with locking video tape storage drawers. Each drawer holds approximately 32 VHS or 23 3/4" tapes. Complete with 4" casters and electric assembly. Wt. 131 lbs. \$676

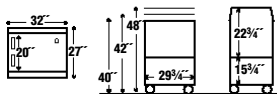


TWR54 Fixed height wide base slant top table with 4" casters and electric assembly.

Wt. 80 lbs. \$366

TWR54C Same as above with cabinet.

Wt. 106 lbs. \$671



ATW48EUL (UL) listed. Adjustable height wide base table with 4" casters, 2 fixed, 2 swivel with locking brake. LSB safety belt and 3-outlet, 15' electric assembly, UL and CSA listed.

Wt. 81 lbs. \$483

ATW48CEUL (UL) listed. Adjustable height wide base cabinet table with 4" casters, 2 fixed, 2 swivel with locking brake. LSB safety belt and 3-outlet, 15' electric assembly, UL and CSA listed. Wt. 102 lbs. \$696

27"



ATW56

27"



ATW56C

◀ Shown with LSB Safety Strap. Order separately. See page 23.

◀ Shown with VTO28 video tape rack. Order separately.

27"



ATW56D

27"



TWR54

Shown with LSB Safety Strap. Order separately. See page 23

Shown with VTO28 video tape rack. Order separately.

27"



ATW48EUL

27"



ATW48CEUL

◀ Shown with LSB Safety Strap, included.

◀ Shown with VTO28 video tape rack. Order separately.

TVW Wide Base Video Tables

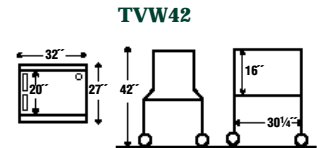
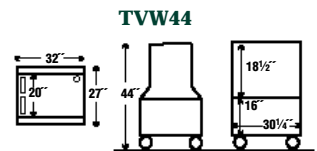
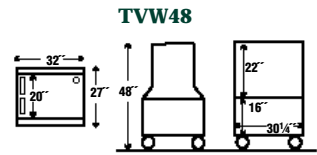
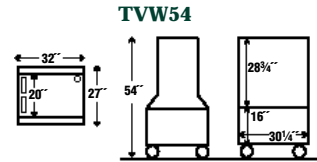
- Roll formed shelves with baked-on powder coat paint finish.
- Integral safety push handle and slots for safety belt.
- 1" square tubular steel legs with durable black powder coat paint finish.
- 3-outlet 15" UL and CSA listed electric assembly.
- 4" ball bearing casters, two with brake.
- 1/2" retaining lip and sure grip safety pads prevent equipment from sliding.
- Cabling hole in top and middle shelves for easy cord pass through.
- Plug snap keeps plug secured to wrapped cord.
- Cabinet models have reinforced doors with full piano hinges and set of two keys.
- All models pictured with the optional VTO28 video tape rack. Order separately.
- Models with 27" x 32" base patented.
- Assembly required.



Shown with LSB safety strap. Order separately. See page 23.

Open Shelf Tables

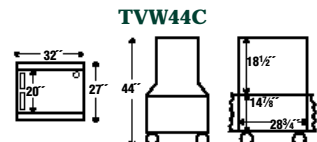
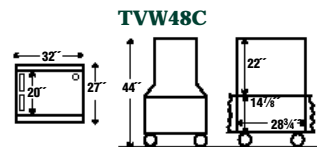
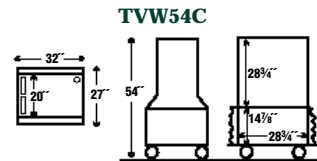
- TVW54** Wide base with electric and 4" casters. Wt. 62 lbs. \$364
- TVW54S** Same as above with slant bar. Wt. 63 lbs. \$379
- TVW48** Wide base with electric and 4" casters. Wt. 61 lbs. \$326
- TVW48S** Same as above with slant bar. Wt. 62 lbs. \$350
- TVW44** Wide base with electric and 4" casters. Wt. 60 lbs. \$304
- TVW44S** Same as above with slant bar. Wt. 61 lbs. \$348
- TVW42** Two-shelf wide base with electric and 4" casters. Wt. 38 lbs. \$295



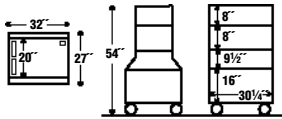
Shown with LSB safety strap. Order separately. See page 23.

Cabinet Tables

- TVW54C** Wide base with locking cabinet, electric and 4" casters. Wt. 93 lbs. \$639
- TVW54SC** Same as above with slant bar. Wt. 94 lbs. \$651
- TVW48C** Wide base with locking cabinet, electric and 4" casters. Wt. 92 lbs. \$629
- TVW48SC** Same as above with slant bar. Wt. 93 lbs. \$642
- TVW44C** Wide base with locking cabinet, electric and 4" casters. Wt. 91 lbs. \$625
- TVW44SC** Same as above with slant bar. Wt. 92 lbs. \$637

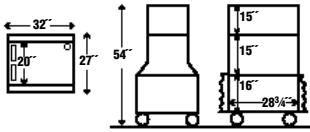


TVW554



TVW554 Wide base with electric and 4" casters. Wt. 85 lbs. \$442
TVW554S Same as above with slant bar. Wt. 86 lbs. \$455

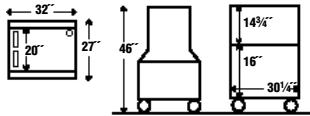
TVWE54C



TVWE54C Wide base with locking cabinet, electric and 4" casters. Wt. 106 lbs. \$677

TVWE54SC Same as above with slant bar. Wt. 107 lbs. \$690

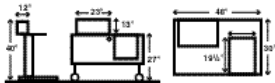
TWP46



TWP46 (UL) listed wide base table with electric assembly. Includes 8" semi-pneumatic wheels, 2 fixed, 2 swivel with brake and LSB safety belt. Assembly required. Wt. 95 lbs. \$674

TWP46P Wide base table with electric assembly. Includes 8" non-marring pneumatic wheels, 2 fixed, 2 swivel. Non UL. Assembly required. Wt. 95 lbs. . . . \$674

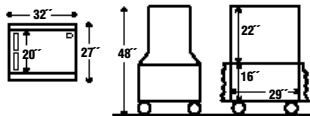
TVW48EUL



TVW48EUL (UL) listed wide base table with electric assembly, 4" casters, 2 fixed, 2 swivel with brake and LSB safety belt. Assembly required. Wt. 62 lbs. . . . \$405

TVW44EUL (UL) listed. Same as above, 44" high. Wt. 62 lbs. \$373

TVW48CEUL



TVW48CEUL (UL) listed wide base cabinet table with electric assembly, 4" casters, 2 fixed, 2 swivel with brake and LSB safety belt. Assembly required. Wt. 93 lbs. \$677

TVW44CEUL (UL) listed. Same as above but 44" high. Wt. 93 lbs. . . . \$645



TVW554



TVWE54C



TWP46P

TVW48EUL shown with LSB safety belt, included.

TVW48CEUL shown with LSB safety belt, included.



TVW48EUL

(UL) Listed Models

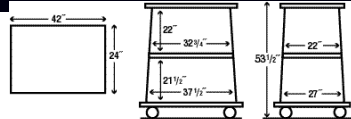
These UL listed models incorporate all the added features of other TVW tables in addition to the features below.

- Sure grip safety pads.
- Heavy gauge steel back panel with TVW48EUL and TVW44EUL.
- LSB model safety belt.

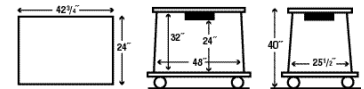


TVW48CEUL

Large Screen Media Workcenters

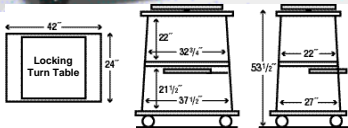


TV50RT Pyramid shape, three shelf, large screen multi-media cart with 5" casters, 2 with locking brake, 3-outlet 15' UL & CSA listed electric assembly, and 2" wide 20' long safety strap with easy lock buckle. Constructed of 7/8" high-density particleboard with resilient vinyl T-moulding. Assembly required. Black color. Wt. 135 lbs. \$340



TV40RT 40" high, pyramid shape, two shelf, large screen multi-media cart with 5" casters, 2 with locking brake, 3-outlet 15' UL & CSA listed electric assembly, and 2" wide 20' long safety strap with easy lock buckle. Includes 18 1/2" x 17" accessory shelf which mounts under top shelf. Constructed of 7/8" high-density particleboard with resilient vinyl T-moulding. Assembly required. Black color. Wt. 103 lbs. \$320

MWC54 Pyramid shape, three shelf, large screen multi-media cart with 5" casters, 2 with locking brake, 3-outlet 15' UL & CSA listed electric assembly, 2" wide 20' long safety strap with easy lock buckle. Cart includes 23 1/2" x 28 1/2" locking turntable with 150 degree swivel for best monitor viewing position, 18 1/2" x 17" accessory shelf which mounts under top shelf, built-in CPU tower support plates, and pull-out mouse shelf. Constructed of 7/8" high-density particleboard with resilient vinyl T-moulding. Assembly required. Wt. 168 lbs. \$520

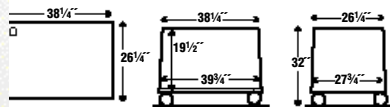


Large Screen Monitor Tables

- Designed to move heavy equipment easily.
- Heavy gauge steel, arc welded.
- Safety push handle.
- 1 1/2" retaining lip on all shelves.
- 3-outlet, 15' electric assembly, UL and CSA listed.
- 8" non-marring pneumatic tires, 2 fixed, 2 swivel with brake.
- Slots in top shelf for optional safety strap.
- Non-skid safety pads.
- Durable baked-on powder coat paint.
- TVP models ship set up.
- TVP models pictured with the optional VTO28 video tape rack. Order separately.

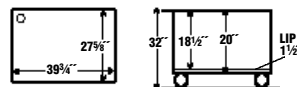


Shown with LRS safety strap. Order separately. See page 23.



TVP32 Two shelf, large screen monitor table. Pyramid shape ensures greater stability. Wt. 96 lbs. \$636


Shown with LRS safety strap. Order separately. See page 23.



TVP32LT Heavy duty, two shelf, large screen monitor table. Wt. 101 lbs. \$653

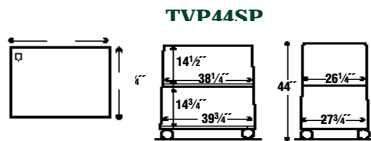
Large Screen Monitor Tables

- Designed to move heavy equipment easily.
- Heavy gauge steel, arc welded.
- Safety push handle.
- 1 1/2" retaining lip on all shelves.
- 3-outlet, 15' electric assembly, UL and CSA listed.
- 8" non-marring pneumatic tires, 2 fixed, 2 swivel with brake.
- Slots in top shelf for optional safety strap.
- Non-skid safety pads.
- Durable baked-on powder coat paint.
- TVP models ship set up.
- TVP models pictured with the optional VTO28 video tape rack. Order separately.

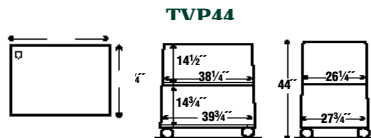


Semi-Pneumatic Tires

SP8 Solid rubber high profile semi-pneumatic tires available in place of full pneumatic wheels at no extra charge. Add suffix "SP" to model number. Example: TVP44SP.

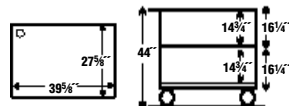


TVP44SP Three shelf, large screen monitor table with semi-pneumatic tires. Holds up to 37" TV monitor. Wt. 121 lbs. \$742



TVP44 Three shelf, large screen monitor table. Pyramid shape ensures greater stability. Wt. 121 lbs. \$742

TVP44C Same as above with locking cabinet. Holds up to 37" TV monitor. Wt. 165 lbs. \$1086



TVP44LT Heavy duty, three shelf, large screen monitor table. Holds up to 40" TV monitor. Wt. 126 lbs. \$785

TVP44LTC Same as above with locking cabinet. Holds up to 40" TV monitor. Wt. 170 lbs. \$1128



37"

◀ Shown with LRS safety strap. Order separately. See page 23.



40"

◀ Shown with SP8, Semi-Pneumatic Wheels.

Designed to move heavy equipment easily.



40"

TVP44LTC



37"

TVP44C

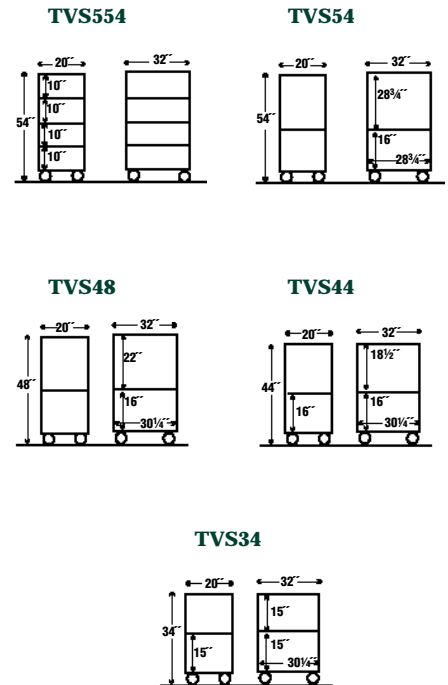
TVS Video Tables

- All models have 20" D x 32" W Base.
- Roll formed shelves with baked-on powder coat paint finish.
- 1" square tubular steel legs with durable powder coat paint finish.
- Integral safety push handle and slots for safety belt.
- 3-outlet 15' UL and CSA listed electric assembly.
- 4" casters, two with locking brake. 2" casters standard on some models.
- 1/2" retaining lip and sure grip safety pads prevent equipment from sliding.
- Cabling hole in top and middle shelves for easy cord pass through.
- Plug snap keeps plug secured to wrapped cord.
- Cabinet models have reinforced doors with full piano hinges and set of two keys.
- All models pictured with the optional VTO28 video tape rack. Order separately.
- Assembly required.



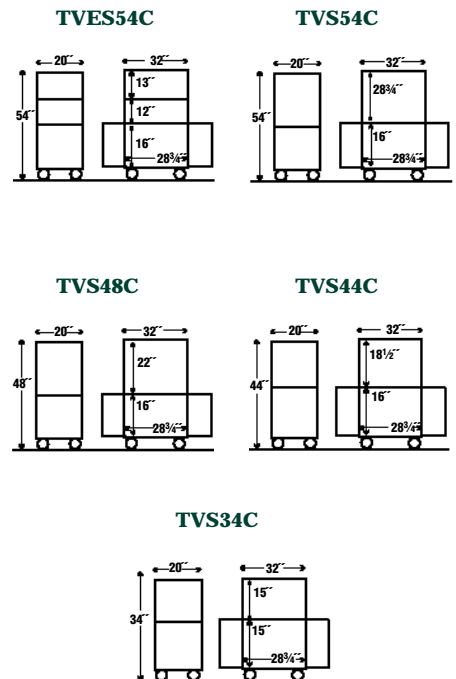
Open Shelf Tables

- TVS554** 54" high, five shelf video table.
Wt. 81 lbs. \$405
- TVS554S** Same as above with slant bar.
Wt. 82 lbs.. . . . \$418
- TVS54** 54" high, three shelf video table.
Wt. 55 lbs. \$329
- TVS54S** Same as above with slant bar.
Wt. 56 lbs.. . . . \$341
- TVS48** 48" high, three shelf video table.
Wt. 54 lbs. \$322
- TVS48S** Same as above with slant bar.
Wt. 55 lbs.. . . . \$334
- TVS44** 44" high, three shelf video table with 2" casters. Wt. 49 lbs. \$306
- TVS44S** Same as above with slant bar.
Wt. 50 lbs. \$319
- TVS34** 34" high, three shelf table with 2" casters. Wt. 48 lbs. \$300




Cabinet Tables

- TVES54C** 54" high, four shelf cabinet video table. Wt. 96 lbs. \$659
- TVES54SC** Same as above with slant bar.
Wt. 97 lbs.. . . . \$690
- TVS54C** 54" high, three shelf cabinet video table. Wt. 83 lbs. \$594
- TVS54SC** Same as above with slant bar.
Wt. 84 lbs.. . . . \$607
- TVS48C** 48" high, three shelf cabinet video table. Wt. 82 lbs. \$587
- TVS48SC** Same as above with slant bar.
Wt. 83 lbs.. . . . \$599
- TVS44C** 44" high, three shelf cabinet video table with 2" casters. Wt. 77 lbs.. . . . \$576
- TVS44SC** Same as above with slant bar.
Wt. 78 lbs.. . . . \$595
- TVS34C** 34" high, three shelf cabinet video table with 2" casters. Wt. 76 lbs.. . . . \$565

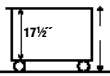


Endura® Video Tables

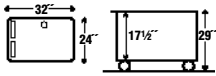
3-outlet, 15' surge suppressing electric assembly, UL and CSA listed. Molded cord wrap attaches around table leg, swings out for easy access.



LE32P



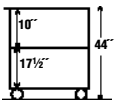
LE29



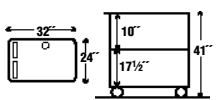
LE32P Open shelf table with surge electric and pneumatic tires. Wt. 66 lbs. \$557

LE29 Open shelf table with surge electric and heavy duty solid core 5" plate casters. Wt. 49 lbs. \$499

LE44P



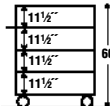
LE41



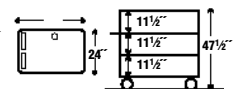
LE44P Open shelf table with surge electric and pneumatic tires. Wt. 75 lbs. \$618

LE41 Open shelf table with surge electric and heavy duty solid core 5" plate casters. Wt. 58 lbs. \$559

LE60



LE44



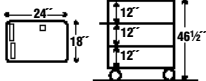
LE60 Five shelf editing center with electric and 4" casters. Assembly required. Wt. 79 lbs. \$555

LEB60 Same as above with 8" big wheels on one end. Wt. 84 lbs. \$616

LE44 Same features as LE-60 with four shelves. Wt. 62 lbs.. . . . \$464

LEB44 Same as above with 8" big wheels on one end. Wt. 67 lbs. \$521

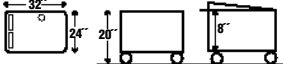
LE33



LE33 Four shelf editing center with electric and 4" casters. Assembly required. Wt. 35 lbs. \$270

LEB33 Same as above with 8" big wheels on one end. Wt. 40 lbs. \$334

VPT20



VPT20 20" high video projector table. Top shelf adjusts to allow for various video projector vertical angles. Bottom shelf has plenty of room for video recorder and tape storage. Complete with safety belt to secure equipment and large 5" casters, two with locking brake. Assembly required. Wt. 56 lbs. \$339

VPT28 Same as above, 28" high model. Wt. 57 lbs. \$352

- Lifetime warranty. Molded shelves and legs won't stain, scratch, dent or rust.
- 8" non-marring pneumatic tires, 2 fixed, 2 swivel with brake.
- Top shelf reinforced with two metal bars.

- Cabling hole in top shelf with cord guide cover.
- Integral safety push handle is molded into top shelf for a sturdy sure grip.
- 1/2" retaining lip and self adhesive safety strips prevent equipment from sliding.



SP8 Solid rubber high profile semi-pneumatic tires. Available in place of full pneumatic wheels at no extra charge. Add suffix "SP" to model number. Example LE44SP.



Heavy duty solid core 5" plate casters available in lieu of pneumatic tires. See models LE29 and LE41.



Endura® Editing Centers



Video Projector Table



Endura® Equipment Tables

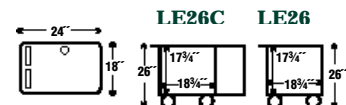
- Top shelf reinforced with one metal bar.
- Integral safety push handle is molded into top shelf for a sturdy sure grip.
- Recessed door handle on cabinet models.
- Full piano door hinge for maximum strength on cabinet models.
- Locking cabinet includes set of two keys.
- Electric assembly in handle, cabinet and big wheel designs are patented.
- Assembly required.

- Lifetime warranty. Molded shelves and legs won't stain, scratch, dent or rust.
- 1/4" retaining lip and sure grip safety pads prevent equipment from sliding.
- "Cable track" cord management system keeps cords neatly secured and free of entanglements.
- "Cable hole" in top shelf with cord guide cover.
- Cabling hole in top shelf with cord guide cover.
- 4" ball bearing casters, two with locking brake.
- Big wheel models are UL listed.

3-outlet, 15' surge suppressing electric assembly, UL and CSA listed. Molded cord wrap attaches around table leg and swings out for easy access.



LIFETIME WARRANTY

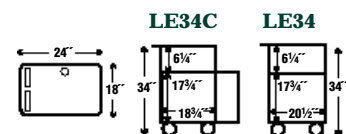


LE26 Open shelf table with surge electric. Wt. 23 lbs. \$204

LEB26 (UL) listed. Open shelf table with surge electric, 8" big wheels on one end and LSS safety strap. Wt. 33 lbs. . . . \$262

LE26C Locking cabinet table with surge electric. Wt. 45 lbs. \$381

LEB26C (UL) listed. Locking cabinet table with surge electric, 8" big wheels on one end and LSS safety strap. Wt. 55 lbs. \$440



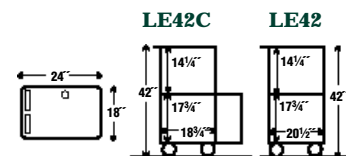

LE34 Open shelf table with surge electric. Wt. 30 lbs. \$241

LEB34 (UL) listed. Open shelf table with surge electric, 8" big wheels on one end and LSS safety strap. Wt. 40 lbs. . . . \$301

LE34C Locking cabinet table with surge electric. Wt. 52 lbs. \$421

LEB34C (UL) listed. Locking cabinet table with surge electric, 8" big wheels on one end and LSS safety strap. Wt. 62 lbs. \$479

LE34 and LE42 are pictured with optional VTO20 video tape rack. Order separately.



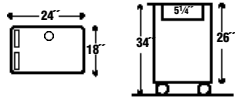
LE42 Open shelf table with surge electric. Wt. 32 lbs. \$249

LEB42 (UL) listed. Open shelf table with surge electric, 8" big wheels on one end and LSS safety strap. Wt. 42 lbs. . . . \$308

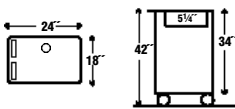
LE42C Locking cabinet table with surge electric. Wt. 54 lbs. \$426

LEB42C (UL) listed. Locking cabinet table with surge electric, 8" big wheels on one end and LSS safety strap. Wt. 64 lbs. \$489

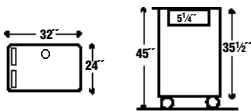
- Lifetime warranty. Molded shelves and legs won't stain, scratch, dent or rust.
- Integral safety push handle is molded into top shelf for a sturdy sure grip.
- Top shelf reinforced with one metal bar.
- 3-outlet, 15' surge suppressing electric assembly, UL and CSA listed.
- 4" ball bearing casters, two with locking brake.
- Assembly required.
- TRVC is also sold separately. Fits all LE Endura models. See page 23.
- All models shown with optional VTO20 video tape rack. Order separately.




LEVC34 34" two-shelf Endura equipment table with tamper-resistant video compartment. Complete with 3-outlet, 15' surge suppressing electric assembly, UL and CSA listed, 4" casters, 2 with locking brake. Wt. 31 lbs. \$251



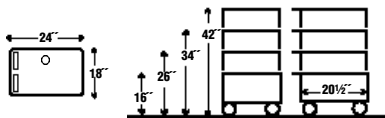
LEVC42 42" two-shelf Endura equipment table with tamper-resistant video compartment. Complete with 3-outlet, 15' surge suppressing electric assembly, UL and CSA listed, 4" casters, 2 with locking brake. Wt. 33 lbs. \$259



LEVC45 45" two-shelf Endura equipment table with tamper-resistant video compartment. Complete with 3-outlet, 15' surge suppressing electric assembly, UL and CSA listed, 4" casters, 2 with locking brake. Wt. 50 lbs. \$374



**Multi-Height
Endura® Tables**



LEDUO Multi-height open shelf table with surge electric. Wt. 33 lbs. \$255

LEBDUO Same as above with 8" big wheels. Wt. 43 lbs. \$315


LEDUOC Multi-height locking cabinet table with surge electric. Wt. 55 lbs. \$434

LEBDUOC Same as above with 8" big wheels. Wt. 65 lbs. \$494

Endura® Video Tables

- Top shelf reinforced with two metal bars.
- Integral safety push handle is molded into top shelf for a sturdy sure grip.
- Recessed door handle on cabinet models.
- Full piano door hinge for maximum strength on cabinet models.
- Locking cabinet includes set of two keys.
- Electric assembly in handle, cabinet and big wheel designs are patented.
- 8" big wheel models available.
- Assembly required.
- Lifetime warranty. Molded shelves and legs won't stain, scratch, dent or rust.
- 1/2" retaining lip and self adhesive safety strips prevent equipment from sliding.
- "Cable track" cord management system keeps cords neatly secured and free of entanglements.
- Cabling hole in top shelf with cord guide cover.
- 4" ball bearing casters, two with locking brake.

3-outlet, 15' surge suppressing electric assembly, UL and CSA listed. Molded cord wrap attaches around table leg and swings out for easy access.



LIFETIME WARRANTY



LE27 Open shelf table with surge electric. Wt. 42 lbs. \$317

LEB27 Open shelf table with surge electric, 8" big wheels on one end. Wt. 52 lbs. \$378

LE27C Locking cabinet table with surge electric. Wt. 74 lbs. \$556

LEB27C Locking cabinet table with surge electric, 8" big wheels on one end. Wt. 84 lbs. \$619

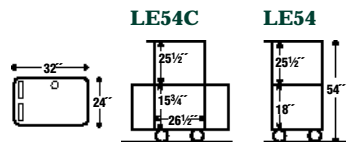


LE40 Open shelf table with surge electric. Wt. 51 lbs. \$378

LEB40 Open shelf table with surge electric, 8" big wheels on one end. Wt. 61 lbs. \$438

LE40C Locking cabinet table with surge electric. Wt. 83 lbs. \$619

LEB40C Locking cabinet table with surge electric, 8" big wheels on one end. Wt. 93 lbs. \$677



LE54 Open shelf table with surge electric. Wt. 59 lbs. \$400

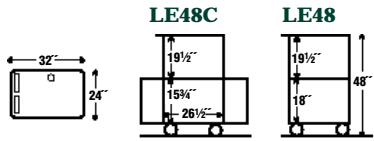
LEB54 Open shelf table with surge electric, 8" big wheels on one end. Wt. 69 lbs. \$461

LE54C Locking cabinet table with surge electric. Wt. 91 lbs. \$641

LEB54C Locking cabinet table with surge electric, 8" big wheels on one end. Wt. 101 lbs. \$700

LE40 and LE54 pictured with optional VTO28 video tape rack. Order separately.



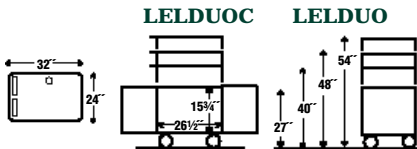


LE48 Open shelf table with surge electric. Wt. 55 lbs. \$390

LEB48 Same as above with 8" big wheels on one end. Wt. 65 lbs. \$451

LE48C Locking cabinet table with surge electric. Wt. 87 lbs. \$630

LEB48C Same as above with 8" big wheels on one end. Wt. 97 lbs. \$691

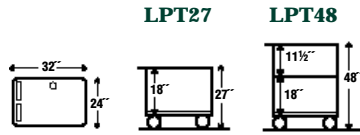


LELDUO Multi-height open shelf table with surge electric. Wt. 63 lbs. \$420

LELBDOO Same as above with 8" big wheels on one end. Wt. 73 lbs. \$479

LELDUOC Multi-height locking cabinet table with surge electric. Wt. 95 lbs. \$662

LELBDOOC Same as above with 8" big wheels on one end. Wt. 105 lbs. \$721



LPT27 Open shelf table with lower tray, 4" casters, two with brake. 27" high. Wt. 40 lbs. \$234

LPT40 40" high three shelf table with same features as above. Wt. 48 lbs. . . \$316

LPT48 48" high table with same features as above. Wt. 56 lbs. \$327

LPT54 54" high table with same features as above. Wt. 57 lbs. \$336

LPTBW Optional big wheel assembly. Wt. 11 lbs. \$61

LPE Optional electric assembly, UL approved. Wt. 3 lbs. \$36

TC11 Two tub shelf video utility cart with 4" casters, two with locking brake. 32"Wx24"Dx37 1/2"H. 2 3/4" deep tubs. Shelf clearance 25". Black or gray color. Wt. 44 lbs. \$247

TC211 Top flat shelf and middle and bottom tub shelf video utility cart with 4" casters, two with locking brake. 32"Wx24"Dx37"H. 2 3/4" deep tubs. Shelf clearance 11". Black or gray color. Wt. 64 lbs. \$313

PTC111 Three tub shelf video utility cart with 8" pneumatic wheels, two fixed, two swivel with locking brake. 32"Wx24"Dx42 1/2"H. 2 3/4" deep tubs. Shelf clearance 11". Black or gray color. Wt. 81 lbs. \$590


PTC11 Same as above with two tub shelves. 32"Wx24"Dx39"H. 2 3/4" deep tubs. Shelf clearance 25". Black or gray color. Wt. 73 lbs. \$532



LE48 and LE48C pictured with optional VTO28 video tape rack. Order separately.



Multi-Height Endura® Tables



LELDUO pictured with optional VTO28 video tape rack. Order separately.

Tray Shelf Tables



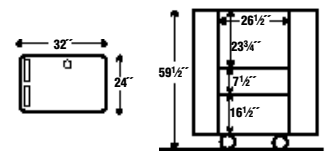
Video Utility Carts



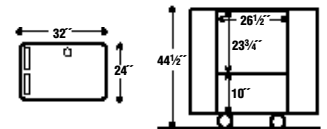
Endura® Video Consoles

Endura video consoles are available to accommodate large and small monitor systems. These easy rolling consoles combine lock-up security with contemporary styling.

- 3-outlet, 15' surge suppressing electric assembly, UL and CSA listed.
- Convenient cord wrap on back panel. Plug snap keeps plug secured to wrapped cord.
- Recessed door handles.
- Ventilation louvers in back panels.
- 4" casters, two with locking brake.
- Integral safety push handle is molded into shelf.
- Retaining lip on top shelf.
- Cabinet doors and panels are heavy gauge steel with baked-on powder coat paint finish. Cabinet design is patented.
- Reinforced locking doors have full piano hinges. Includes set of 2 keys.
- Provisions for cable pass through between shelves and cable hole in top shelf.
- Assembly required.
- All models pictured with the optional VTO28 video tape rack. Order separately.



LEF56C 59" high locking video console with 4" casters, two with locking brake and 3-outlet, 15' surge suppressing electric assembly, UL and CSA listed. Wt. 159 lbs. \$1074



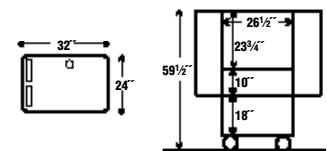
LEF40C 44" high locking video console with 4" casters, two with locking brake and 3-outlet, 15' surge suppressing electric assembly, UL and CSA listed. Wt. 116 lbs. \$745
Shown with optional LECS metal shelf. Order separately. Wt. 14 lbs. \$82

All models shown with optional VTO28 video tape rack. Order separately.

LIFETIME WARRANTY

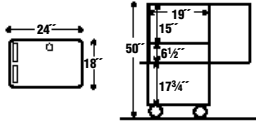
27" 25" 13"

Watch for these symbols which recommend receiver/monitor size.



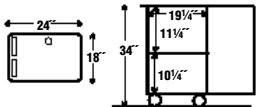
LEB65C 65" high partially enclosed locking video console with 4" casters, two with locking brake and 3-outlet, 15' surge suppressing electric assembly, UL and CSA listed. Wt. 120 lbs. \$817

LEB65C Same as above with 8" big wheels on one end. Wt. 130 lbs. \$878

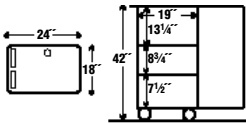


LE50C 50" high partially enclosed locking video console with 4" casters, 2 with locking brake and 3-outlet, 15" surge suppressing electric assembly, UL and CSA listed. Assembly required. Wt. 80 lbs. \$528

LEB50C Same as above with 8" big wheels on one end. Wt. 90 lbs. \$589



LEF34C 34" high locking video console with 4" casters, 2 with locking brake and 3-outlet, 15" surge suppressing electric assembly, UL and CSA listed. Wt. 66 lbs. \$472



LEF42C 42" high locking video console with 4" casters, 2 with locking brake and 3-outlet, 15" surge suppressing electric assembly, UL and CSA listed. Wt. 82 lbs. \$567

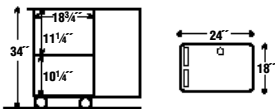


LEB50C, LEF34C and LEF42C are shown with optional VTO28 video tape rack. Order separately.



**New Lower Priced
Wood Cabinet Model
(while supplies last)**

LEF34WC



LEF34WC 32" high locking wood video console with 2" casters, 2 with locking brake, and surge electric assembly. Putty and walnut color. Wt. 61 lbs. \$358

All wood cabinet models available with 4" casters, add suffix "4" to model numbers.

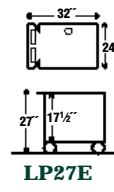
**LIFETIME
WARRANTY**



Low Priced Plastic Tables

Luxor is pleased to introduce low priced plastic tables for audio visual and TV/video applications. The LP line is a high quality version of the traditional audio visual and TV/video stand which incorporates some unique patented features.

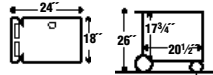
- Lifetime warranty. Molded shelves and legs won't stain, scratch, dent or rust.
- Electric in handle and big wheel design are patented.
- Cabling hole in top shelf for cord management.
- Integral safety push handle and cord wrap.
- Retaining lip around each shelf.
- Optional 3-outlet, 15' UL listed power cord mounts in handle.
- 4" ball bearing casters, two with locking brake.
- Heavy duty 8" big wheel models available.
- Assembly required.



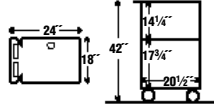
LIFETIME WARRANTY



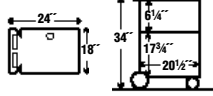
LP26EBW



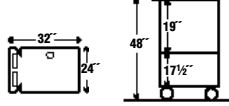
LP42CE



LP34EBW



LP48




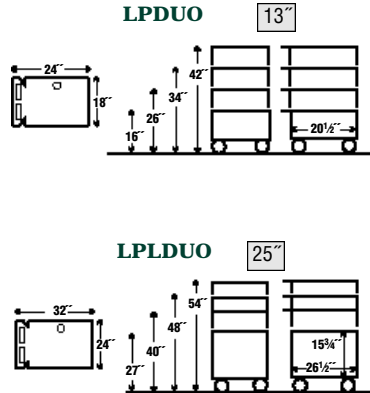
LP34EBW and LP48E are shown with optional VTO20 video tape rack. Order separately.

Model	Description	Wt.	List Price	Model	Description	Wt.	List Price
LP26	Open shelf table, 18" x 24"	20 lbs.	\$123	LP40	Open shelf table, 24" x 32"	51 lbs.	\$302
LP26E	With electric	21 lbs.	\$164	LP40E	With electric	52 lbs.	\$343
LP26BW	With 8" big wheels	29 lbs.	\$181	LP40BW	With 8" big wheels	61 lbs.	\$361
LP26EBW	Electric and 8" big wheels	31 lbs.	\$220	LP40EBW	Electric and 8" big wheels	62 lbs.	\$401
LP26C	Locking cabinet table	43 lbs.	\$292	LP42	Open shelf table, 18" x 24"	26 lbs.	\$146
LP26CE	With electric and cabinet	43 lbs.	\$330	LP42E	With electric	27 lbs.	\$185
LP26CBW	With 8" big wheels + cabinet	51 lbs.	\$350	LP42BW	With 8" big wheels	37 lbs.	\$205
LP26CEBW	Electric, cabinet, 8" big wheels	53 lbs.	\$390	LP42EBW	Electric and 8" big wheels	39 lbs.	\$246
LP27	Open shelf table, 24" x 32"	36 lbs.	\$234	LP42C	Locking cabinet table	49 lbs.	\$315
LP27E	With electric	38 lbs.	\$272	LP42CE	With electric and cabinet	51 lbs.	\$354
LP27BW	With 8" big wheels	46 lbs.	\$292	LP42CBW	With 8" big wheels + cabinet	58 lbs.	\$374
LP27EBW	Electric and 8" big wheels	48 lbs.	\$334	LP42CEBW	Electric, cabinet, 8" big wheels	61 lbs.	\$415
LP34	Open shelf table, 18" x 24"	26 lbs.	\$140	LP48	Open shelf table, 24" x 32"	52 lbs.	\$315
LP34E	With electric	28 lbs.	\$179	LP48E	With electric	53 lbs.	\$355
LP34BW	With 8" big wheels	36 lbs.	\$198	LP48BW	With 8" big wheels	58 lbs.	\$372
LP34EBW	Electric and 8" big wheels	38 lbs.	\$238	LP48EBW	Electric and 8" big wheels	60 lbs.	\$413
LP34C	Locking cabinet table	48 lbs.	\$310	LP54	Open shelf table, 24" x 32"	53 lbs.	\$324
LP34CE	With electric and cabinet	50 lbs.	\$348	LP54E	With electric	54 lbs.	\$365
LP34CBW	With 8" big wheels + cabinet	58 lbs.	\$368	LP54BW	With 8" big wheels	60 lbs.	\$383
LP34CEBW	Electric, cabinet, 8" big wheels	60 lbs.	\$407	LP54EBW	Electric and 8" big wheels	60 lbs.	\$423

Multi-Height Low Priced Plastic Tables

- LPDUO** Multi-height table.
Wt. 27 lbs.. \$161
- LPDUOE** Table with electric.
Wt. 28 lbs.. \$200
- LPDUOBW** Table with 8" big wheels.
Wt. 40 lbs.. \$218
- LPDUOEBW** Table with electric and 8" big wheels. Wt. 40 lbs.. \$258
- LPDUOC** Locking cabinet table.
Wt. 50 lbs.. \$330
- LPDUOCE** Locking cabinet table with electric. Wt. 52 lbs.. \$369
- LPDUOCBW** Locking cabinet table with 8" big wheels. Wt. 60 lbs.. \$388
- LPDUOCEBW** Locking cabinet table with electric and 8" big wheels. Wt. 62 lbs.. \$426
- LPLDUO** Large multi-height table.
Wt. 54 lbs.. \$346
- LPLDUOE** Table with electric.
Wt. 56 lbs.. \$387
- LPLDUOBW** Table with 8" big wheels.
Wt. 64 lbs.. \$405
- LPLDUOEBW** Table with electric and 8" big wheels. Wt. 66 lbs.. \$446

- Lifetime warranty. Molded shelves and legs won't stain, scratch, dent or rust.
- Cabling hole in top shelf for cord management.
- Heavy duty 8" big wheel models available.
- Integral safety push handle and cord wrap.
- Retaining lip around each shelf.
- Electric in handle and big wheel designs are patented.
- Optional 3-outlet, 15" electric UL listed power cord mounts in handle.
- 4" ball bearing casters, two with locking brake.
- Assembly required.




Shown with optional VTO20 video tape rack. Order separately.

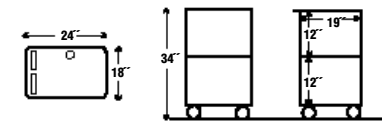
LPDUOE

Professional Production Centers

Endura® Video Production Centers

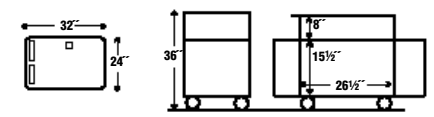


3-outlet, 15" surge suppressing electric assembly, UL and CSA listed. Molded cord wrap attaches around table leg, swings out for easy access.



VP34B 34" high production center.
Wt. 48 lbs.. \$505

VPC37B 37" high production center with cabinet. Wt. 67 lbs.. \$665



VP40B 36" high production center.
Wt. 70 lbs.. \$678

VPC40B 36" high production center with cabinet. Wt. 100 lbs.. \$911

- Fluid pan head mono pod camera mount.
- Molded shelves and legs won't stain, scratch, dent or rust.
- Integral push-pull handle.
- Cord management system.
- Ass...
- 3-outlet, 15" surge suppressing electric assembly, UL and CSA listed.
- Reinforced doors and cabinet panels are heavy gauge steel with baked-on powder coat paint finish.
- Doors on cabinet models have full piano hinges, two point locking system and...



VP34B



VPC40B

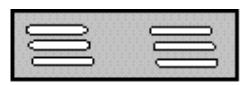
Prestige Series Video Consoles

Prestige Series Consoles combine the strength of steel with the beauty of wood. These easy rolling cabinets provide lock-up security for an entire video system. Each unit ships assembled. Shelf installation required.

- 3-outlet, 15' power cord with circuit breaker, UL listed.
- Provisions for cabling inside cabinet.
- Easy rolling pull-out shelf for VCR. One or more depending upon model.
- Walnut woodgrain locking doors with recessed wood handles.
- Doors hung on full piano hinges.
- Doors open 270 degrees.
- Reinforced fixed monitor shelf.
- Strong heavy gauge welded steel cabinet with baked-on powder coat finish.
- Heavy duty, quiet and easy rolling 4" ball bearing swivel casters, two with locking brake.



PS510



Ventilation louvers in back.



PS510 and PS500S shown with optional PST, laminate top. Order separately. See below.



PS500S

PS500 Video console for basic systems. Includes one fixed shelf and one roll-out shelf. Wt. 155 lbs. \$1027

PS510 Video console for basic systems and added tape storage. Includes one fixed monitor shelf, one roll-out shelf and one fixed tape storage shelf. Wt. 173 lbs. \$1069

PS520 Video console for a two recorder duplicating system. Includes one fixed shelf and two roll-out shelves. Wt. 191 lbs. \$1122

PS530 Video console for a three recorder duplicating system. Includes one fixed monitor shelf and three roll-out shelves. Wt. 209 lbs. \$1211


Models With Additional Features

S Models Some large TV monitors are accommodated with the PS-500S and PS-520S models. These have a monitor shelf clearance height of 25 3/4".


PS500S Video console with one fixed monitor shelf, one roll-out shelf. Wt. 155 lbs. \$1027

PS520S Video console with one fixed monitor shelf and two roll-out shelves, 12" and 9" clearance. Wt. 191 lbs. \$1122

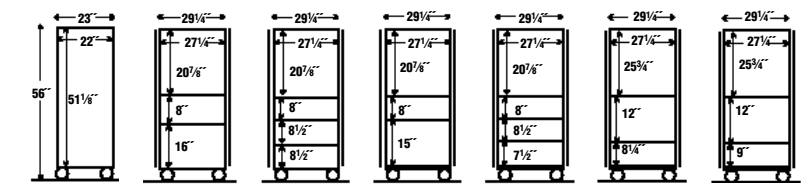
Accessories



PUSH/PULL HANDLES
SSH Set of two chrome plated handles fit all Prestige Series consoles excluding PS-765 units. Wt. 4 lbs. \$61



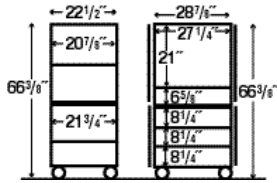
WOOD TOP
PST 1" high walnut color laminate top. Fits all Prestige Series consoles excluding model PS300. Wt. 20 lbs. \$74



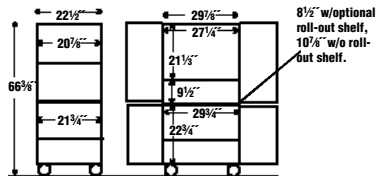
PS SIDE VIEW PS500 PS510 PS520 PS530 PS500S PS520S



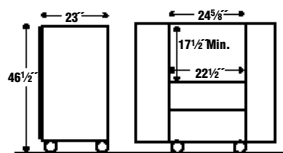
- Walnut woodgrain locking doors with recessed wood handles.
- Reinforced fixed monitor shelf.
- Two locking sections with wood doors.
- 6-outlet surge protected electric assembly, UL listed.
- Strong, heavy gauge welded steel cabinet finished with baked-on powder coat finish.
- Ventilation louvers in back.
- Rear access panel with lock.
- Provision for cabling inside cabinet.
- Doors hung on full piano hinges.
- Top section doors open 270 degrees.
- Heavy duty, quiet and easy rolling 4" ball bearing swivel casters, two with locking security brake.



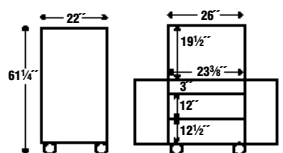
PS765 Video console for three recorder duplicating system. Includes one fixed monitor shelf and four fixed equipment shelves. Wt. 185 lbs. \$1360



PS762 Luxor's top of the line video console has one fixed monitor shelf and one fixed tape storage shelf. Order optional roll-out shelf separately. Wt. 172 lbs. . . \$1323
Shown with optional PSS roll-out shelf. Order separately. Wt. 15 lbs.. . . . \$90



PS300 Video console for basic systems. Includes two stationary, adjustable shelves which adjust in 1/2" increments. Lower cabinet allows for tape and equipment storage. Wt. 104 lbs. \$546



PS570 Steel video security center with locking doors. Includes one fixed monitor shelf and one adjustable stationary equipment shelf. Lower cabinet allows for tape and equipment storage. Complete with 3-outlet, 15' power cord, UL and CSA listed. Wt. 118 lbs. \$743

PS580 Same as above but with additional roll-out shelf and lower compartment which adjusts from 28" to 34" in 1/2" increments. Wt. 126 lbs. \$797



Light gray finish on doors.

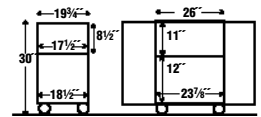
Executive Series Conference Room Furniture

- Easy rolling pull-out shelf for VCR.
- Provisions for cord pass through between shelves.
- ES models are pictured with the optional VTO28 video tape rack. Order separately.

25"



ES45W

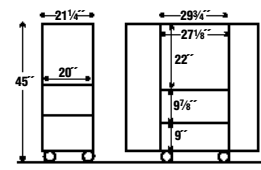


ES30W 30" all wood laminate console with locking doors. Video recorder shelf is slanted. Complete with 2" casters, 2 with brake, 3-outlet, 15' power cord, UL and CSA listed. Available in oak or walnut. Assembly required.
Wt. 84 lbs. \$347

20"

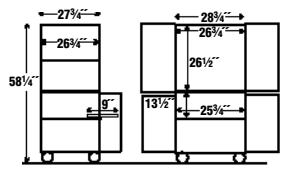


ES30W




ES45W 45" all wood laminate console with locking doors. Includes one roll-out shelf for a video recorder, 4" casters, 2 with brake. Complete with 3-outlet, 15' power cord, UL and CSA listed. Available in oak or walnut. Assembly required. Wt. 149 lbs. \$728

ES45WC Same as above but with 2" chrome ball casters. Wt. 146 lbs. \$728




ES60W All wood laminate console with locking doors. Accommodates most 25" monitors. One roll-out shelf for a video recorder. 3" heavy duty casters. Complete with 3-outlet, 15' power cord, UL and CSA listed. Available in walnut only. Ships fully assembled.
Wt. 214 lbs. \$1004



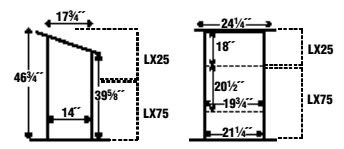
LX25



LX75 with LXC



LX100



LX25 Table top lectern. Ships fully assembled. Available in oak or walnut. Wt. 37 lbs. . . \$215

LX75 Lectern stand for audio visual equipment. On glides or with optional 2" casters, two with brake (See LX-C). Ships fully assembled. Available in oak or walnut. Wt. 55 lbs. . . \$174

LX100 Two-piece lectern is ideal for conference rooms. Lectern top detaches for table top use. Bottom half provides convenient stand for audio-visual equipment. On glides or with optional 2" casters, two with brake (See LX-C). Ships fully assembled. Available in oak or walnut. Wt. 92 lbs. \$369

LXC Optional 2" casters, 2 with brake. Raises height of lectern 2 1/2". Wt. 2 lbs. \$19

25"

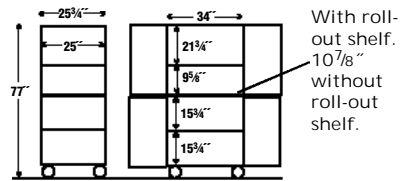


ES60W

Studio Series Video Consoles

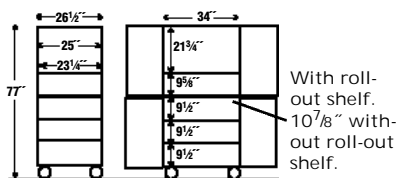


Studio Series Consoles combine the strength of steel with the beauty of wood. These easy rolling cabinets provide lock-up security for an entire video system. Each unit ships assembled. Shelf installation required.



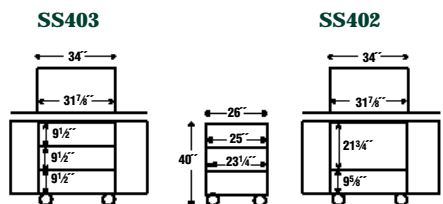
With roll-out shelf. 10 7/8" without roll-out shelf.

SS780 Video console for large screen monitor systems. Upper cabinet has one fixed monitor shelf and one roll-out shelf. Lower cabinet has one fixed shelf for tape and equipment storage. Wt. 276 lbs. \$1512



With roll-out shelf. 10 7/8" without roll-out shelf.

SS800 Video console for a four recorder duplicating system. Upper cabinet has one fixed monitor shelf and one roll-out shelf. Lower cabinet has three roll-out shelves. Wt. 314 lbs. \$1733



SS402 Video console for large screen monitor systems. Includes one fixed monitor shelf and one roll-out shelf. Wt. 148 lbs. \$823

SS403 Video console for a three recorder duplicating system. Includes three roll-out shelves. Wt. 166 lbs. \$1006

27" Watch for this symbol which recommends receiver/monitor size.

CAUTION: It is very important to select the mobile video cabinet which is best suited to accommodate your system. Extreme caution should be taken to be certain that the monitor placed on a mobile cabinet is not larger than the table is designed to accommodate.

Luxor video cabinets have been tested to determine the maximum size receiver/monitor which should be placed in each cabinet. Symbols are used to indicate this. These symbols refer to diagonal screen sizes and are recommended provided the cabinet of the individual receiver/monitor is not too large to be accommodated in the space provided.

- Strong heavy gauge welded steel cabinet with baked-on powder coat finish.
- Ventilation louvers in back panels.
- Doors open 270 degrees.
- 6-outlet, 15' surge protected electric assembly, UL listed.
- Reinforced moveable monitor shelf.
- Locking doors have full piano hinges. Set of two keys provided.
- Provisions for wire pass through between shelves.
- Heavy duty, quiet and easy rolling 4" ball bearing swivel casters, two with locking brake.
- Two locking sections have walnut wood-grain doors with recessed wood handles.
- Easy rolling roll-out shelf for VCR. One or more depending upon model.



27"


Optional SST walnut laminate top. Order separately. See below.

SS780 shown with optional VTO28 video tape racks. Order separately.

27"

SS403 shown with optional SSH push/pull handles. Order separately. See left.

Accessories



PUSH/PULL HANDLES
SSH Set of two chrome plated handles fit all Studio Series consoles. Wt. 4 lbs. \$61



WOOD TOP
SST 1" high walnut color laminate top. Fits all Studio Series consoles. Wt. 29 lbs. \$81



SS-403

Video Tape Storage Units

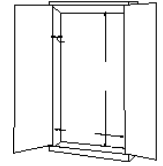
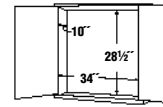
ALL LUXOR
QUICK



Video Tape Security Cabinet

67VT5

35VT3

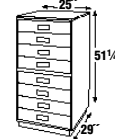


File videos like books on shelves. Capacity is about 30 videocassettes per shelf depending on cassette dimension. Charcoal with gray color doors. Last digit in model number indicates number of shelves.

35VT2	\$518
35VT3	\$588
67VT4	\$1163
67VT5	\$1258
67VT6	\$1359
67VT7	\$1473

Video Tape Storage Cabinet

HD8V

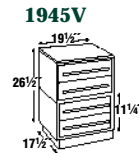


HD4V

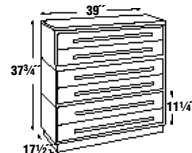


These steel video tape storage cabinets come in four or eight drawer set-up to suit your storage needs. Each drawer holds approximately 63 VHS tapes. Cabinets also feature a recessed base. Walnut wood grain top and drawer locks are optional.

HD4V Four drawer. Wt. 160 lbs. . . .	\$1059
HD8V Eight drawer. Wt. 313 lbs. . . .	\$2023
HDT Walnut woodgrain top for use with HD4V or HD8V cabinets. Wt. 22 lbs. . . .	\$77
HDL Drawer lock assembly. One required for each drawer. Field installed. Wt. 1 lbs. . . .	\$8



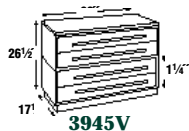
1945V



1965V



1965V



3945V



3945V

Video Tape Locking Storage Cabinet

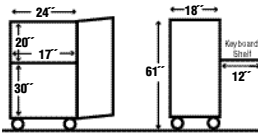
Luxor's locking drawer video tape storage cabinets include steel frame and recessed base. 19 series models hold 30 VHS tapes per drawer and 39 series models hold approximately 60 VHS tapes per drawer. Walnut woodgrain top is optional.

1945V Four drawer. Wt. 92 lbs.	\$918
1965V Six drawer. Wt. 135 lbs.	\$1337
19T Walnut woodgrain top for use with 1945V and 1965V cabinets. Wt. 13 lbs. . . .	\$46
3945V Four drawer. Wt. 181 lbs.	\$1811
3965V Six drawer. Wt. 276 lbs.	\$2661
39T Walnut woodgrain top for use with 3945V and 3965V cabinets. Wt. 24 lbs. . . .	\$72

Computer Security Centers



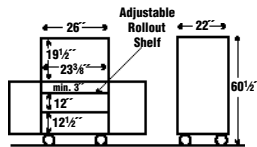
CSC61



CSC61 Locking steel, heavy duty mobile computer security center with a plexiglass window and welded keyboard shelf. Includes 3-outlet, 15' surge suppressing electric assembly U.L. and C.S.A. listed, ventilation louvers in back panel and heavy-duty, 4" ball-bearing casters, 2 with locking brake. Cabinet ships assembled. Shelf installation required. Wt. 125 lbs. \$825



CSC58

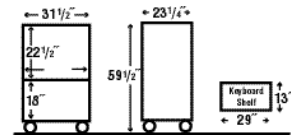


CSC58 Locking steel, mobile computer security center. Roll-out keyboard shelf adjusts from 28" to 34" in 1/2" increments. Includes 3-outlet, 15' surge suppressing electric assembly U.L. and C.S.A. listed, ventilation louvers in back panel and heavy-duty, 4" ball-bearing casters, 2 with locking brake. Cabinet ships assembled. Shelf installation required. Wt. 126 lbs. \$837




New

CSC57

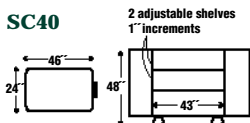


CSC57 Locking mobile computer security center. Includes roll-out keyboard shelf and 3-outlet, 15' surge suppressing electric assembly U.L. and C.S.A. listed, ventilated upper back panel with easy cabling access and heavy-duty, 3" ball-bearing casters, two with locking brake. Model comes complete with 2 attractive locking tambour doors. Unit supports up to a 19" monitor. Assembly required. Gray color only. Wt. 125 lbs. . . . \$530

Heavy Duty Mobile Security Centers



SC40

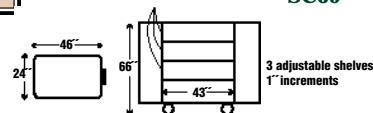


SC40 Heavy duty locking mobile security center with two adjustable shelves. Ships set-up. Wt. 261 lbs. \$917

- Heavy gauge welded steel with baked-on powder coat paint finish.
- Heavy duty 5" plate casters, 2 fixed, 2 swivel with locking brake.
- Secure two point locking system with a set of two keys.
- Heavy duty steel reinforced doors.
- Full length piano hinges.
- Integral safety push handle.



SC60



Heavy duty 5" swivel plate casters with 2" tread.

SC60 Heavy duty locking mobile security center with three adjustable shelves. Ships set-up. Wt. 339 lbs. \$1341

Versatile Audiovisual Media Storage Cabinets

19 Series Modules - 19 1/2" wide x 17 1/2" deep.




New Media Storage Interiors


Video Tapes	Computer Disks
CD Roms	CD's
Data Tapes	Zip Disks
Jaz Disks	Syquest Cartridges
Cassettes	1/2" Tape Cartridges
Slides	DVD

- The largest choice of drawer inserts to meet your AV media storage requirements. Inserts can be changed as your media needs change.
- Electronically welded steel construction.
- Double sidewalls for extra strength.
- Tough, durable baked-on powder coat paint finish.
- Charcoal color housing with choice of drawer front colors.
- Longer drawer handles for easier reach.
- Drawer inserts complete with indexes and labels.
- 5" and 7" drawers complete with lock.


Drawer Interiors




INSERT FOR INDIVIDUAL SLIDES in 2 1/4" drawers. Each cavity slot holds up to three ready-mount slides or a single glass-mount. Index and file slides in numbered slots. 636 up to 1908 slides per 39" drawer; 318 up to 954 per 19 1/2" drawer. Order code No. 37




INSERT FOR SLIDE GROUPS. File 2" x 2" cardboard, glass or plastic mounted slides in groups in 2 1/4" drawers. 48 fiber dividers per 39" drawer; 24 per 19 1/2" drawer; 2,800 ready mount or 1,400 glass-mount slides per 39" drawer; 1,400 ready-mounts or 700 glass-mounts per 19 1/2" drawer. Order code No. 63




INSERT FOR 4MM DATA TAPES. Files in 4" drawers. Each cavity slot holds one 4mm data tape. Storage capacity is 160 data tapes per 39" drawer; 80 per 19 1/2" drawer. Order code No. 70




DIVIDERS FOR 3 1/2" COMPUTER DISKS. Files 3 1/2" disks in rows in 4" drawers. Includes row dividers, followers, mylar group dividers and Out-File markers. Capacity is 952 disks per 39" drawer; 19 1/2" drawers each hold 476 disks. Order code No. 15



INSERT FOR COMPACT DISC STORAGE. Files CD Roms, music CD's or Video DVD's without jewel case in special high density protective jackets. Storage capacity is 840 CD's per 39" drawer and includes 200 CD jackets and 4 out-file markers; or 420 CD's per 19 1/2" drawer and includes 100 CD jackets and 2 out-file markers. Order code No. 99 To order additional CD jackets order IN98/100 per pkg. \$30



INSERT FOR CASSETTES WITHOUT BOXES. File cassettes without boxes in individual slots in 2 1/4" drawers. Cassettes file slanted on side with upper part of cassettes in view for identification. Storage capacity is 144 cassettes per 39" drawer; 72 per 19 1/2" drawer. Order code No. 19



INSERT FOR 8MM DATA TAPES AND CASSETTES IN BOXES. Files 8mm data tapes or cassettes in boxes horizontally on side for easy label viewing in 4" drawers. Includes six dividers to separate 8mm data tapes or cassettes into groups. Storage capacity is 144 8mm data tapes or cassettes per 39" drawer; 72 per 19 1/2" drawer. Order code No. 72



DIVIDERS FOR VIDEO TAPE. Files 30 VHS or 36 Beta tapes in slip (cardboard) cases per 19 1/2" drawer. 60 VHS or 72 Beta tapes in slip (cardboard) cases per 39" drawer. Includes front-to-back dividers and plastic bookend followers. Order code No. 12

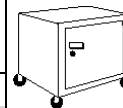
MEDIA STORAGE 19 SERIES MODULES - 19 1/2" wide x 17 1/2" deep. Module number shown in each column.		2 1/4" Drawer 3 1/2" H	2 1/4" Drawers 6" H	2 1/4" Drawers 10 3/4" H	4" Drawers 13 1/4" H
Prices		\$240	\$335	\$494	\$559
Individual Slides No. 37		No. 191237	No. 192237	No. 194237	-
Slide Groups No. 63		No. 191263	No. 192263	No. 194263	-
4mm Data Tapes No. 70		-	-	-	No. 193470
3 1/2" Diskettes No. 15		-	-	-	No. 193415
Cassettes w/o Box No. 19		No. 191219	No. 192219	No. 194219	-
Data Tapes/Cass. in Box No. 72		-	-	-	No. 193472
Empty Drawers No. 01		No. 191201	No. 192201	No. 194201	No. 193401

ACCESSORIES



RECESSED BASE raises systems to better working height and provides recessed kick plate. 17 1/2" w x 15 3/8" d x 3" h. With 2" casters 5 1/2" h. Charcoal only.
Wt. 6 lbs. 19RB \$81
Wt. 7 lbs. 19RBC \$99

MEDIA STORAGE		5" Drawer 6 1/2" H	5" Drawers 11 3/4" H	7 1/2" Drawer 9" H
Prices		\$299	\$422	\$335
Video Tape in Slip Case No. 12		No. 191512	No. 192512	-
Video Tape in Pad Case No. 14		-	-	No. 191714
CD in HD Slipcase No. 99		-	-	No. 191799 Add \$28
Cassettes w/o Box No. 60		No. 191560	No. 192560	-
1/2" Data Tapes/Cass. No. 61		No. 191561	No. 192561	-
CD/Jaz/Syquest No. 85		-	-	No. 191785
Syquest/5 1/4" Disks No. 80		-	-	No. 191780 Add \$28
Data Tape/Zips/1/2" Tape No. 13		No. 191513	No. 192513	No. 191713



EQUIPMENT STORAGE CABINET BASE for added storage space of AV materials and equipment. Locking storage compartment with dust guard. 19 1/2" w x 17 1/2" d x 15 1/2" h. With 2" casters 17 1/2" h. Specify color.
Wt. 32 lbs. 19BCG \$329
Wt. 32 lbs. 19BCC \$341



ACCESSORY TOP SURFACE for 19 1/2" w unlimited modules. Wood with walnut laminate 19 1/2" w x 17 1/2" d x 7/8" thick. Wt. 13 lbs. 19T \$46



ACCESSORY LOCK ASSEMBLY for locking three or four drawer modules. Field installed only. Wt. 1 lb. Charcoal only. 19L \$40

39 Series Modules - 39" wide x 17½" deep.


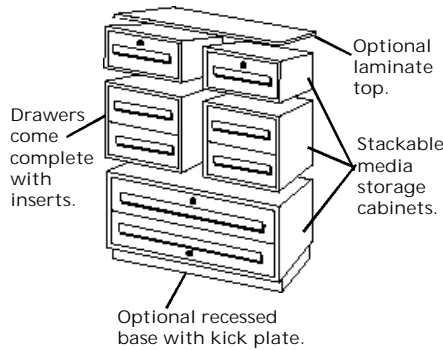


COLOR CHOICES
Specify color choice by adding letter suffix to model no:

Executive Colors:
 C = Cabernet
 F = Forest
 P = Putty
 W = Walnut (While supplies last!)

Designer Colors:
 R = Red
 Y = Yellow
 I = Irish
 M = Marine

Modular system allows you to mix and add storage cabinets as your needs grow.




DIVIDERS FOR VIDEO TAPE. File 22 standard 1" video tapes in plastic cases per 19½" drawer; 60 per 39" drawer. Files 14 to 16 ¾" pneumatic video tapes in each 19½" drawer - plastic cases, slip (cardboard) cases or small (3M type) cartridges; 33 to 44 ¾" video tapes per 39" drawer. Includes front-to-back dividers and plastic bookend followers. Order code No. 14



INSERT FOR CASSETTES WITHOUT BOXES. Files cassettes on end in individual numbered slots in 5" drawers. Matching numeral labels furnished. Storage capacity is 320 cassettes per 39" drawer, 160 per 19½" drawer. Order code No. 60




DIVIDERS FOR ½" TAPE CARTRIDGES, 8MM DATA TAPES AND CASSETTES IN BOXES. Files 8mm data tapes, ½" tape cartridges and cassettes on end with bookend followers in 5" drawers. Storage capacity is 88 ½" tape cartridges, 286 8mm data tapes or cassettes per 39" drawer; 44 ½" tape cartridges, 142 8mm tapes or cassettes per 19½" drawer. Order code No. 61



DIVIDERS FOR COMPACT DISCS, JAZZ AND SYQUEST CARTRIDGES. Files media in rows in 7½" drawers. Includes row dividers and followers. Capacity is 240 compact discs, 80 Syquests or 102 Jazz cartridges per 39" drawer; 19½" drawers each hold 120 compact discs, 32 Syquests or 51 Jazz cartridges. Order code No. 85



DIVIDERS FOR SYQUEST CARTRIDGES OR 5¼" DISKS. Files Syquest cartridges or 5¼" disks in rows in 7½" drawers. Includes row dividers, followers, mylar group dividers and Out-File markers. Capacity is 80 Syquest or 800 5¼" disks per 39" drawer; 19½" drawers each hold 32 Syquests or 400 5¼" disks. Order code No. 80



DIVIDERS FOR DATA TAPES, ZIP DISKS AND ½" TAPE CARTRIDGES. Files 168 8mm data tapes per 39" drawer; 84 per 19½" drawer or 288 zip disks per 39" drawer; 144 disks per 19½" drawer or 136 ½" tape cartridges per 39" drawer; 68 per 19½" drawer. Includes front-to-back dividers and plastic bookend followers. Order code No. 13

MEDIA STORAGE 39 SERIES MODULES - 39" wide x 17½" deep. Module number shown in each column.	2¼" Drawers 11¼"H	4" Drawers 13½"H
	Prices	\$861
Individual Slides No. 37	No. 394237	-
Slide Groups No. 63	No. 394263	-
4mm Data Tapes No. 70	-	No. 393470
3½" Diskettes No. 15	-	No. 393415
Cassettes w/o Boxes No. 19	No. 394219	-
Data Tapes/Cass. in Box No. 72	-	No. 393472
Empty Drawers No. 01	No. 394201	No. 393401
MEDIA STORAGE	5" Drawers 11¼"H	7½" Drawer 9"H
	Prices	\$854
Video Tape in Slip Case No. 12	No. 392512	-
Video Tape in Pad Case No. 14	-	No. 391714
CD in HD Slip Case No. 99	-	No. 391799 Add \$28
Cassettes w/o Boxes No. 60	No. 392560	-
1/2"/Data Tapes/Cass. No. 61	No. 392561	-
Compact Audio Discs No. 85	-	No. 391785
Syquest/Jaz/5¼" Disks No. 80	-	No. 391780
Data Tapes/Zips/½" Tape No. 13	No. 392513	No. 391713

Example:

392512

39" drawer 2-5" drawers Drawer interior code for video tape in slip cases

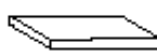
ACCESSORIES



RECESSED BASE raises systems to better working height and provides recessed kick plate. 39" w x 17½" d x 3" h. With 2" casters 5½" h. Charcoal only.
 Wt. 9 lbs. 39RB \$109
 Wt. 10 lbs. 39RBC \$125



EQUIPMENT STORAGE CABINET BASE for added storage space of AV materials and equipment. Locking storage compartment with dust guard. 39" w x 17½" d x 19½" h. With 2" casters 21½" h. Specify color.
 Wt. 64 lbs. 39BCG \$507
 Wt. 66 lbs. 39BCC \$519



ACCESSORY TOP SURFACE for 39" w unlimited modules. Wood with walnut laminate 39" w x 17½" d x 7/8" thick. Wt. 24 lbs. 39T \$72



ACCESSORY LOCK ASSEMBLY for locking three or four drawer modules. Field installed only. Wt. 1 lb. Charcoal only. 39L \$40

Display Racks

LD Models Feature:

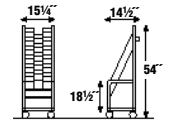
- Available in light executive gray color.
- Pockets made from durable, injection molded plastic, mounted on tubular steel frames.
- Assembly required.
- Standard pocket size of 12 $\frac{5}{8}$ "W x 9 $\frac{1}{4}$ "H x 1"D.
- For easy mobility, several models come complete with 2" casters, two with locking brake.
- Ships via UPS.



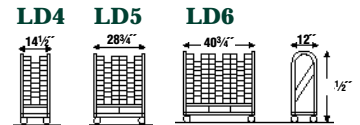
LD3



LD1 Two pocket desktop literature holder. Wt. 3 lbs. \$19



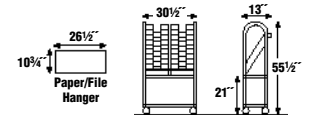
LD3 Twelve pocket mobile literature holder with 2" casters, two with brake. Wt. 21 lbs. \$167



LD4 Eight pocket mobile literature holder with 2" casters, two with locking brake. Wt. 16 lbs. \$119

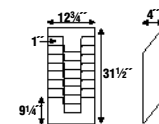
LD5 Sixteen pocket mobile literature holder with 2" casters, two with locking brake. Wt. 22 lbs. \$179

LD6 Twenty-four pocket mobile literature holder with 2" casters, two with locking brake. Wt. 29 lbs. \$238

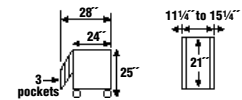


LD7 Sixteen pocket mobile literature holder with 2" casters, two with locking brake and two paper/file hanging racks below. Unit will accommodate four hanging racks. Wt. 31 lbs. \$215

LD8 Four pocket wall mounted literature holder. Wt. 15 lbs. \$38



LD9 Eight pocket partition style literature rack. Wt. 8 lbs. \$79



LD10 Three pocket mobile file/ literature rack. Wt. 16 lbs. \$132


LDPH Additional paper/file hanger. Wt. 2 lbs. \$7



LD7



LD9



LD10

Wall Mounted Literature Holders



LH3H3V



LH2H4V

- LH Models Feature:
- Available as wall mounts or desk top application.
 - Clear acrylic pockets.
 - Standard pocket size of 8 7/8" W x 11 3/4" H x 3" D, except where noted.
 - Hardware for mounting included with units.
 - Ships via UPS.

- LH1** One pocket literature holder. 12 1/4" H x 11 1/8" W.
Wt. 4 lbs. \$32
- LH2H** 2 pocket horizontal literature holder. 12 1/4" H x 21" W.
Wt. 6 lbs. \$48
- LH3H** 3 pocket horizontal literature holder. 12 1/4" H x 30 3/4" W.
Wt. 9 lbs. \$69
- LH3V** 3 pocket vertical literature holder. 36 3/4" H x 11 1/8" W.
Wt. 9 lbs. \$69
- LH2H3V** 6 pocket literature holder. 36 3/4" H x 21" W.
Wt. 14 lbs. \$114
- LH2H4V** 8 pocket literature holder. 49" H x 21" W.
Wt. 18 lbs. \$147
- LH3H3V** 9 pocket literature holder. 37" H x 30" W.
Wt. 18 lbs. \$179

Desk Top Literature Holders




LHCF

LHDTF

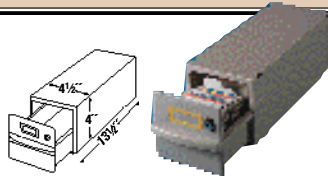
- LHCF** One pocket literature holder. 12 3/8" H x 8 7/8" D x 3 1/8" W.
Pocket size 8 3/4" W x 2 3/4" D. Wt. 4 lbs. \$17
- LHDTF** 3 pocket literature holder. 16 3/8" H x 9 1/2" D x 9 1/2" W.
Pocket size 9 1/8" W x 1 3/4" D. Wt. 6 lbs. \$40

Multi-Function Media Storage Cabinets

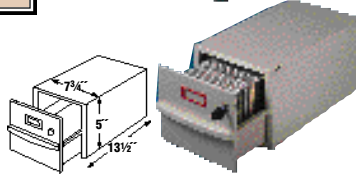
- Features include:
- Constructed of high impact plastic.
 - Two-in-one file drawer option.
 - Insert dividers, included with every drawer, can organize the storage space to fit your needs.
 - Label holders included: red, yellow and blue.
 - Drawers are stackable.
 - Each drawer contains metal lock and two keys, excluding paper file drawers.
 - Drawers store and protect many combinations of multi-media.
 - Efficiently organize multi-media as your storage needs grow.
 - Ships via UPS.



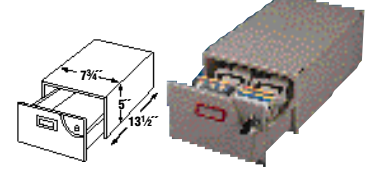
Units lock together with easy installation.



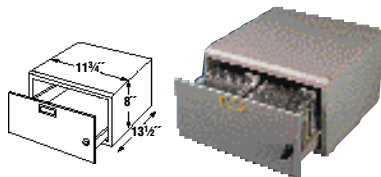
- MD13** Single file locking drawer. Files 100 3 1/2" diskettes. Can also store mini data cartridges, audio cassettes or microfilm. Wt. 5 lbs. \$21



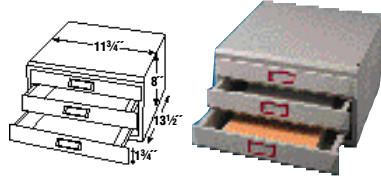
- MD15** Single file locking drawer. Files 130 5 1/4" diskettes. Can also store compact audio discs, data cartridges or audio cassettes. Wt. 6 lbs. \$29



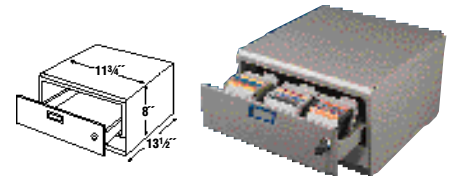
- MD23** Single file locking drawer. Files 175 3 1/2" diskettes in two rows or 25 audio cassettes in one row. Can also store mini data cartridges or microfilm. Wt. 6 lbs. \$31



- MD25** Multi-function file locking drawer. Files 260 5 1/4" diskettes, 15 VHS tapes, 48 compact audio discs. Can also store audio cassettes, data cartridges or microfilm. Wt. 7 lbs. \$47



- MD31** Paper file drawer. Three stationery drawers file A4 size paper, 80 column printing paper, and business letterhead. Wt. 7 lbs. \$53




- MD32** Multi-function two locking drawer file. Top drawer files 300 3 1/2" diskettes in three rows or 40 audio cassettes. Can also store mini data cartridges or microfilm. Second drawer will store A4 size paper, printing paper or stationery. Wt. 8 lbs. \$49

Presentation Easels


Luxor offers a full line of presentation easels for a variety of communication and presentation needs. Units are constructed of wood or aluminum. Each is heavy duty and of the highest quality. Luxor easels are an exceptional value and are built to provide years of dependable service.

Portable Artist Easels

- Designed for painting, displays, exhibitions and meetings.
- Fluted tubular legs for added stability.
- Adjustable locking center post.
- Spring top holder for drawing board.
- Quick release leg locks.
- Adjustable locking support for drawing board.
- Non-skid rubber feet.



Ultra compact and light for easy portability. Table top application shown here.




L40

Models L40 and L300 are pictured with P504P easel pad. Order separately. See page 57.



L10



L20



L30



L40

Economy Lecterns

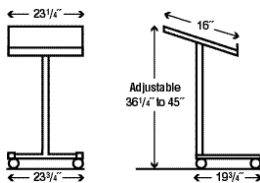
- L10** Four section aluminum easel. 58"H. Wt. 7 lbs. \$54
- L20** Three section aluminum easel. 63"H. Wt. 9 lbs. \$66
- L30** Two section, tilt application aluminum easel. 82"H. Wt. 18 lbs. \$107
- L40** Three section heavy duty easel. 61"H. Wt. 12 lbs. \$78



LX9128

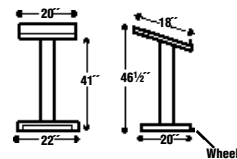


LX9128




LX9128 Adjustable height lectern complete with 2" casters, 2 with brake. Plastic knob on adjusting mechanism allows for height adjustments. Top with retainer lip tilts to allow for flat work surface. Constructed of heavy-duty laminate with steel frame. Minimal assembly required. Red Oak with black frame. Wt. 24 lbs. \$110

LX50 All steel electrically welded lectern with black silicon paint finish. Tilts back on rear wheels for easy mobility. Ships assembled. Wt. 43 lbs. \$185



LX50



Economy Easels

L75 Portable aluminum economy poster easel with chart holder and easel pad hanger. Push button leg release allows for easy height adjustment and compact storage size. 68" h. Wt. 3 lbs. \$111

L250 Portable aluminum lecturer's easel with fold out adjustable chart holder and quick release easel pad clamps. Push button leg release allows for easy height adjustment and compact storage size. 68" h. Wt. 7 lbs. \$179

L200 Portable aluminum poster easel with fold out adjustable chart holder. Push button leg release allows for easy height adjustment and compact storage size. 68" h. Wt. 5 lbs. \$128

C200 Water repellent nylon carrying case will accommodate models L-75, L-200 and L-250. Wt. 3 lbs. \$49

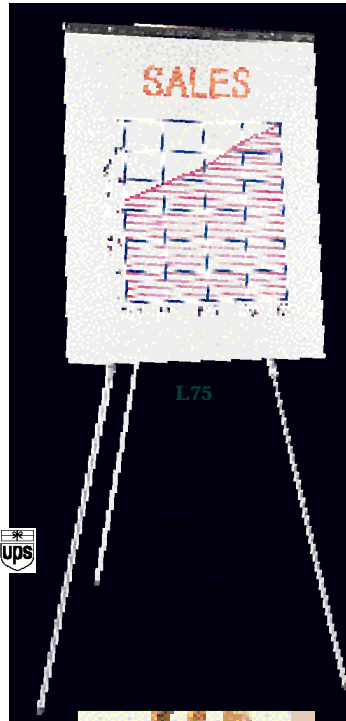
L150 Heavy duty hardwood poster easel. Solid mahogany A-frame construction with a satin finish. Adjustable chart holder. Folds flat for storage. 63" h. Assembly required. Wt. 11 lbs. . \$90

L100 Hardwood poster easel constructed of solid mahogany with a satin finish. Lightwt. yet sturdy. 65" h. Assembly required. Wt. 5 lbs. \$42


P504P Package of 4 plain easel pads, 50 sheets each, pictured on page 56. 21"W x 30"H. Wt. 22 lbs. \$72

L300 Lecturer's pad/presentation easel, features aluminum tubular frame, a white board surface which can be used with dry erase markers or for a slide presentation. Includes 24" marker tray and will accommodate easel pad. Push button leg release allows for easy height adjustment and compact storage size. Floor or table top application. 72" h. Wt. 16 lbs. \$257

C300 Water repellent nylon carrying case will accommodate model L-300. 43" x 31" x 2". Wt. 4 lbs. \$71



L75




Model L150 has adjustable chart holder and leg bar.



L250


L200



All these aluminum easels feature an adjustable chart holder.




C200 Carrying Case



C300



L300



L100




L150



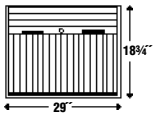
Slide Filing and Viewing

The Slide-Bank™




SB98VTB

SB98VTB Three-stack slide-bank center with recessed base. Three slide-bank cabinets with 98 slide frames, viewer, wood top with wood-grain finish and recessed base. 6174 slide capacity. 29" w x 22 1/2" d x 63 7/8" h. Wt. 293 lbs. \$3090



For extra protection of your originals, Slide-Bank Frames hold slides at an angle which prevents the emulsion from touching the surface when laying flat. Loaded frames may be safely removed for transport or viewing elsewhere. Preview slides by sliding frames out in front of back-lighted viewer mounted in cabinet. Walnut woodgrain tambour door rolls down to close and lock. Putty color cabinet.



SB28VT

SB28VT Basic slide-bank viewing center module. Includes one cabinet module with 28 slide holder frames and viewer. Holds up to 1764 slides. 63 slides per frame; 28 frames per cabinet; includes wood top with woodgrain finish. (Does not include leg base. Order separately.) 29" w x 22 1/2" d x 18 3/4" h. Wt. 128 lbs. \$1252



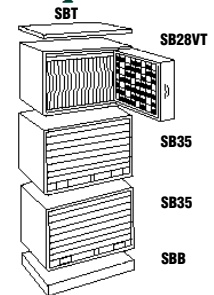
SB28VTF

SB28VTF Single slide-bank center with leg base. One cabinet with 28 frames, viewer, wood top with woodgrain finish and leg base. 1764 slide capacity. 29" w x 22 1/2" d x 45 1/8" h. Wt. 153 lbs. \$1448

SB35 Slide-bank cabinet module. Includes one cabinet module and 35 slide frames. Holds up to 2205 slides. 63 slides per frame; 35 frames per cabinet. (Does not include viewer, wood top or leg base. Order separately.) 29" w x 22 1/2" d x 18 3/4" h. Wt. 88 lbs. \$900

SB63VTF Two-stack slide-bank center with leg base. Two slide-bank cabinets with 63 slide frames, viewer, wood top with woodgrain finish and leg base. 3969 slide capacity. 29" w x 22 1/2" d x 63 7/8" h. Wt. 241 lbs. \$2350

Options



Slide Bank Options

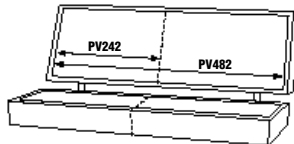
- SBT** Wood top with woodgrain laminate. Wt. 22 lbs. \$66
- SBF** Frame leg base 26 3/8" h. Wt. 25 lbs. \$190
- SBB** Recessed kick-plate base 3" high. Wt. 10 lbs. \$38
- SBF1** Slide frame (single frame) Wt. 1 lb. \$15
- SBF7** Slide frames (seven frames) Wt. 6 lbs. \$81

Pro-View™ Slide Viewers



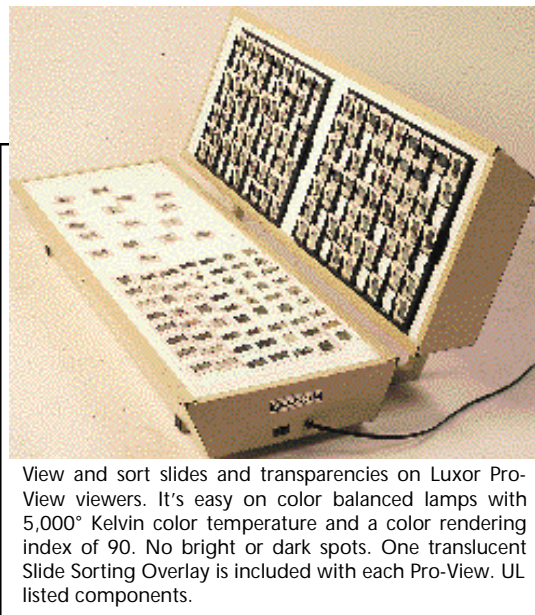
PV241 Pro-View 24" single with dual bulbs. Easel included for raising back of viewer if desired. Includes one Slide Sorter Overlay. 24 3/4" w x 16" d x 5 1/4" h. Wt. 20 lbs. \$244

PV481 Pro-View 48" single with dual bulbs. Easel included for raising back of viewer if desired. Includes one Slide Sorter Overlay. 49" w x 16" d x 5 1/2" h. Wt. 33 lbs. \$325

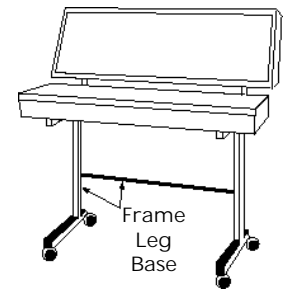


PV242 Pro-View 24" double with dual bulbs. One horizontal and one vertical viewing surface. Includes two Slide Sorter Overlays. 24 3/4" w x 26" d x 24 3/4" h. Wt. 40 lbs. \$520

PV482 Pro-View 48" double with dual bulbs. One horizontal and one vertical viewing surface. Includes two Slide Sorter Overlays. 49" w x 26" d x 24 3/4" h. Wt. 72 lbs. \$686



View and sort slides and transparencies on Luxor Pro-View viewers. It's easy on color balanced lamps with 5,000° Kelvin color temperature and a color rendering index of 90. No bright or dark spots. One translucent Slide Sorting Overlay is included with each Pro-View. UL listed components.



Options

Pro-View Options

- PVF24** 24" frame leg base with glides. Wt. 22 lbs. \$176
- PVF24C** With casters. Wt. 23 lbs. \$183
- PVF48** 48" frame leg base with glides. Wt. 28 lbs. \$176
- PVF48C** With casters. Wt. 29 lbs. \$183
- OPA20** Optional power assembly with 3-outlet, 3-wire 20' cord for use with PV482, UL and CSA listed. Wt. 4 lbs. \$42

Library Book and Video Trucks

Solid Color Mobile Trucks



Features include:

- Heavy gauge steel construction.
- Baked-on powder coat paint finish.
- Quiet and easy rolling anti-shimmy 4" casters. 8" big wheel models also available.
- Most models ship knocked-down for economical, damage free shipping. Tool for assembly supplied with each unit.
- 11" shelf clearance, excluding MT2.
- Flat shelves may be inverted to assemble as trays.
- Double slanted shelves provide a 6 1/2" deep shelf on each side.
- Assembly required.

These library book trucks and video tape storage trucks offer a wide range of color and style. You choose the color cart and accent stripe that best suit your particular style (Models MT2, MT3 and VT2 available in putty color only).

Ordering instructions: When ordering Luxor's book or video trucks, please use the following codes for assistance:

Color Key for Trucks, please insert color code in front of model number:

BY = Burgundy CM = Camel
RB = Royal Blue FG = Forest Green

* no additional color code is needed when ordering the traditional putty color

Example:

FGVT22FG
Truck Model Accent
Color Number Stripe



Color Key

Royal Blue (RB)	Forest Green (FG)	Burgundy (BY)	Camel (CM)	Silver (SV)	Walnut (W)	Putty (no code)
-----------------	-------------------	---------------	------------	-------------	------------	-----------------

Color Key for Accent Stripes, please insert color code behind model number:

BY = Burgundy CM = Camel
FG = Forest Green RB = Royal Blue
SV = Silver W = Walnut

Model	Description	WxDxH	Weight	Price
Library Book Trucks				
MT2	Two slanted shelves. Provides two 9 1/2" deep shelves. Putty color only.	28 5/8" x 12 3/4" x 27 1/4"	29 lbs.	\$184
MT3	Big wheel book caddie. three single slanted shelves provide 7 1/2" deep shelves on one side. Putty color only.	17 1/2" x 13" x 43 1/2"	33 lbs.	\$357
MT11	Two flat shelf utility truck.	28" x 17" x 36"	41 lbs.	\$317
MT12	Two 6 1/2" deep slanted shelf and one flat shelf truck.	28" x 17" x 36"	44 lbs.	\$327
MT22	Two 6 1/2" deep slanted shelf truck.	28" x 17" x 36"	47 lbs.	\$335
MT111	Three flat shelf utility truck.	28" x 17" x 42"	55 lbs.	\$355
MT112	Two 6 1/2" deep slanted and two flat shelf truck.	28" x 17" x 42"	53 lbs.	\$364
MT122	Four 6 1/2" deep slanted and one flat shelf truck.	28" x 17" x 42"	63 lbs.	\$402
MT222	Six 6 1/2" deep slanted shelf truck.	28" x 17" x 42"	66 lbs.	\$418
Video Tape Storage Trucks				
VT2	Two slanted shelves video truck. Provides two 9 1/4" deep shelves. Putty color only.	28 5/8" x 12 3/4" x 27 1/4"	29 lbs.	\$184
VT22	Four 6 1/2" deep slanted shelf video truck.	28" x 17" x 36"	47 lbs.	\$335
VT222	Six 6 1/2" deep slanted shelf video truck.	28" x 17" x 42"	66 lbs.	\$418
"B"	8" Big Wheel Assembly For Book Trucks substitute for casters on one end. To order add "B" to model number and \$53.00 per truck. Must be ordered with truck. Example: MTB11	-	10 lbs.	\$53