

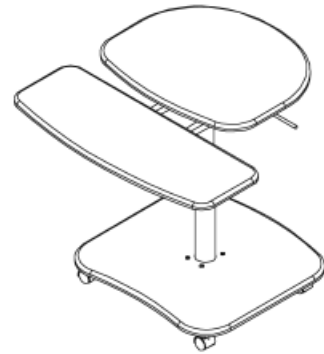
Instruction Sheet

Models LAMC2936 & LAMC3037




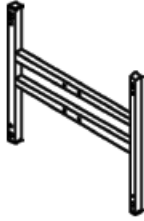

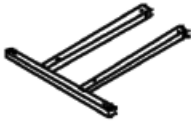









Customer Service Dept.
2245 Delany Rd.
Waukegan, IL 60087

Ph: 847/244-1800 • 800/323-4656
Fax: 847/244-1818 • 800/327-1698



Parts List

<p>1. Bottom Shelf</p>  <p style="text-align: right;">x 1</p>	<p>2. Top Shelf</p>  <p style="text-align: right;">x 1</p>	<p>3. Keyboard Platform</p>  <p style="text-align: right;">x 1</p>	<p>4. Base Frame</p>  <p style="text-align: right;">x 1</p>
<p>5. Cylinder Base</p>  <p style="text-align: right;">x 1</p>	<p>6. Keyboard Slide</p>  <p style="text-align: right;">x 1</p>	<p>7. Top Support</p>  <p style="text-align: right;">x 1</p>	<p>8. Cylinder</p>  <p style="text-align: right;">x 1</p>

<p>A. Caster</p>  <p style="text-align: right;">x 2</p>	<p>B. Locking Caster</p>  <p style="text-align: right;">x 2</p>	<p>C. Interior Threaded Post</p>  <p style="text-align: right;">x 4</p>	<p>D. M6x15 Flathead Screw</p>  <p style="text-align: right;">x 6</p>
<p>E. M6x32 Flathead Screw</p>  <p style="text-align: right;">x 8</p>	<p>Set Screws x2</p> 