



## Instructions For - Electrical Assembly Cable-Track™ Management System and Cord Wrap

Your Endura mobile equipment table incorporates the Cable-Track™ Cord Management System. This exclusive feature manages electrical cords, keeping them safely out of the way. This system includes a 3-outlet, 15 foot surge suppressing electric assembly, UL and CSA listed, which is built into the safety handle. Please review these instructions carefully to maximize the added safety provided by Luxor's Cable-Track™ Cord Management System.



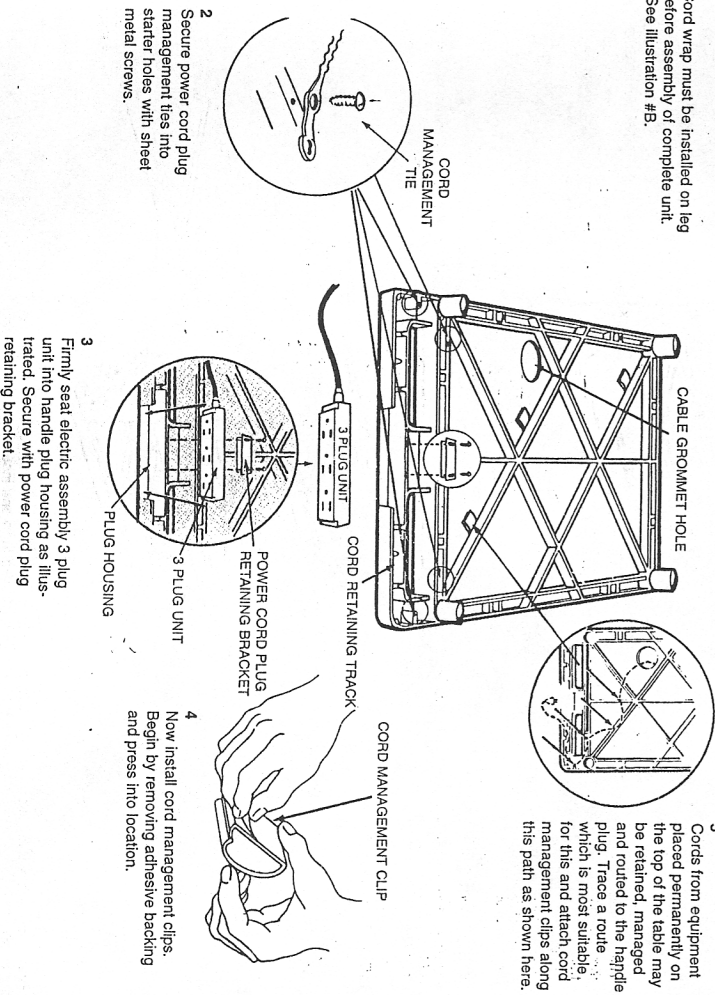
- PARTS LIST**
- 1 - Surge protected power cord
  - 1 - Cord wrap
  - 3 - Cord management ties
  - 4 - Sheet metal screws
  - 1 - Power cord retainer clip
  - 2 - "E"-clips
  - 3 - Cord management clips

### ILLUSTRATION #A

#### IMPORTANT

1 The electrical unit should be assembled first.

Cord wrap must be installed on leg before assembly of complete unit. See illustration #B.



### ILLUSTRATION #B

\* Install correct size leg on top shelf then slide cord wrap down over leg into position.

