

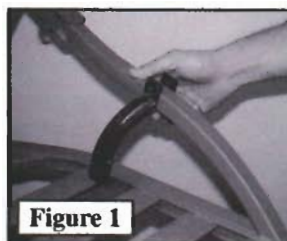


2004 RapidClimb Stirrup Instructions



The two (2) RapidClimb stirrups fit on the curved or straight upright arms of the platform. Simply slide one stirrup on each side of the platform such that they are on the inside of the platform and facing down as shown in **Figure 1**. Once positioned, secure with the bolt and wing nut provided as shown in **Figure 2**. Occasional readjustment may be required as your footwear needs change. Wrap the supplied bungee cord around one side of the curved platform upright bars and push the s-hook through the loop as shown in **Figure 3**. Hook the s-hook around the opposite curved platform upright bar and back onto itself as shown in **Figure 4**.

Questions? Email info@summitstands.com

Summit • 715 Summit Drive • Decatur, AL 35601 • www.summitstands.com